

WHITE PAPER



**An analysis of functions undertaken by Member of Legislative Assembly according to
political parties in the last five years**

Friedrich Naumann
STIFTUNG **FÜR DIE FREIHEIT**

Content

1. **Foreword**
2. **Details**
3. Local Area Development funds details of Political Parties.
 - (Chart 1) Indian National Congress
 - (Chart 2) Bharatiya Janta Party
 - (Chart 3) Nationalist Congress Party
 - (Chart 4) Shiv Sena
 - (Chart 5) Akhil Bharatiya Sena.
4. Chart 6: Highest money spent by Political party on a single largest issue.
5. Chart 7: Local Area Development funds details of Political Party
6. **Top five questions asked on a specific issue.**
 - (Chart 8) Indian National Congress
 - (Chart 9) Bharatiya Janta Party
 - (Chart 10) Nationalist Congress Party
 - (Chart 11) Shiv Sena
 - (Chart 12) Akhil Bharatiya Sena.
7. Chart 13: Number of Questions asked on a single largest issue by Political Party
8. Chart 14: Questions asked on Constituency, Mumbai, State and Others by MLAs according to political parties.
9. Chart 15: Number of MLA in Political Party and Questions asked.
10. Chart 16: Attendance of MLAs according to political parties.
11. Chart 17: Top five MLAs with the highest number of questions asked.

Foreword

As we enter the 13th Assembly elections in Maharashtra, electoral campaign is well under way and speculations rife about alliances forged, those breached and which party or coalition will win the confidence of its citizens. For Praja, however, it is time to analyse the performances of MLAs during the last term and the parties they represented. Praja.org is not about rating or ranking the performances of elected representatives. The electorates of the state are the only ones who can – and do – so. We are about highlighting the issues that citizens need to take note. We are about observing – and then plucking a few tangible trends for the benefit of the citizens – that might get lost in a plethora of news, views and information downloads.

Indeed, this White paper depicts a few of the trends that are emerging in the 34 constituencies of greater Mumbai loud and clear. Clearly infrastructure and urban governance occupy a significant place in the state's agenda, going by the questions asked in the assembly and the work done by the elected representatives in their constituencies. The purpose of the White Paper is to point the citizens and the elected representatives to issues that might be at the periphery at the moment but are threatening to rapidly gain momentum. For the first time in the world over 50% of the world's population are living in urban centres. If late 20th century was the era of globalization, the early 21st century is estimated to be the era of cities. As a result, pressures of cities will mount to almost unmanageable proportions. The onus of urban governance can not remain restricted to the urban local bodies. MLAs will necessarily need to share this responsibility with the ULBs.

The writing is clear on the wall. The maximum fund under Local Area Development (LAD) utilized by the MLAs during the last term was on buildings. The maximum questions asked during the last term pertained to crime. Civic issues, health and education were close on the heels. It is high time citizens as well as candidates willing to come in power realized these issues. The agenda for elected representatives will have to be redefined. The agenda for citizen participation too will need to undergo a reality check. The participation of citizens in the governance of the state will no longer be an option; indeed, it is becoming a necessity today. Praja.org will hopefully continue to remain a facilitator between the citizens and the elected representatives. Power to the people

Signed
Nitai Mehta
Managing Trustee

Details

Members of Legislative Assembly

- Indian National Congress: 15
- Bhartiya Janata Party: 5
- Nationalist Congress Party: 4
- Shiv Sena: 9
- Akhil Bhartiya Sena:1

Money Spent

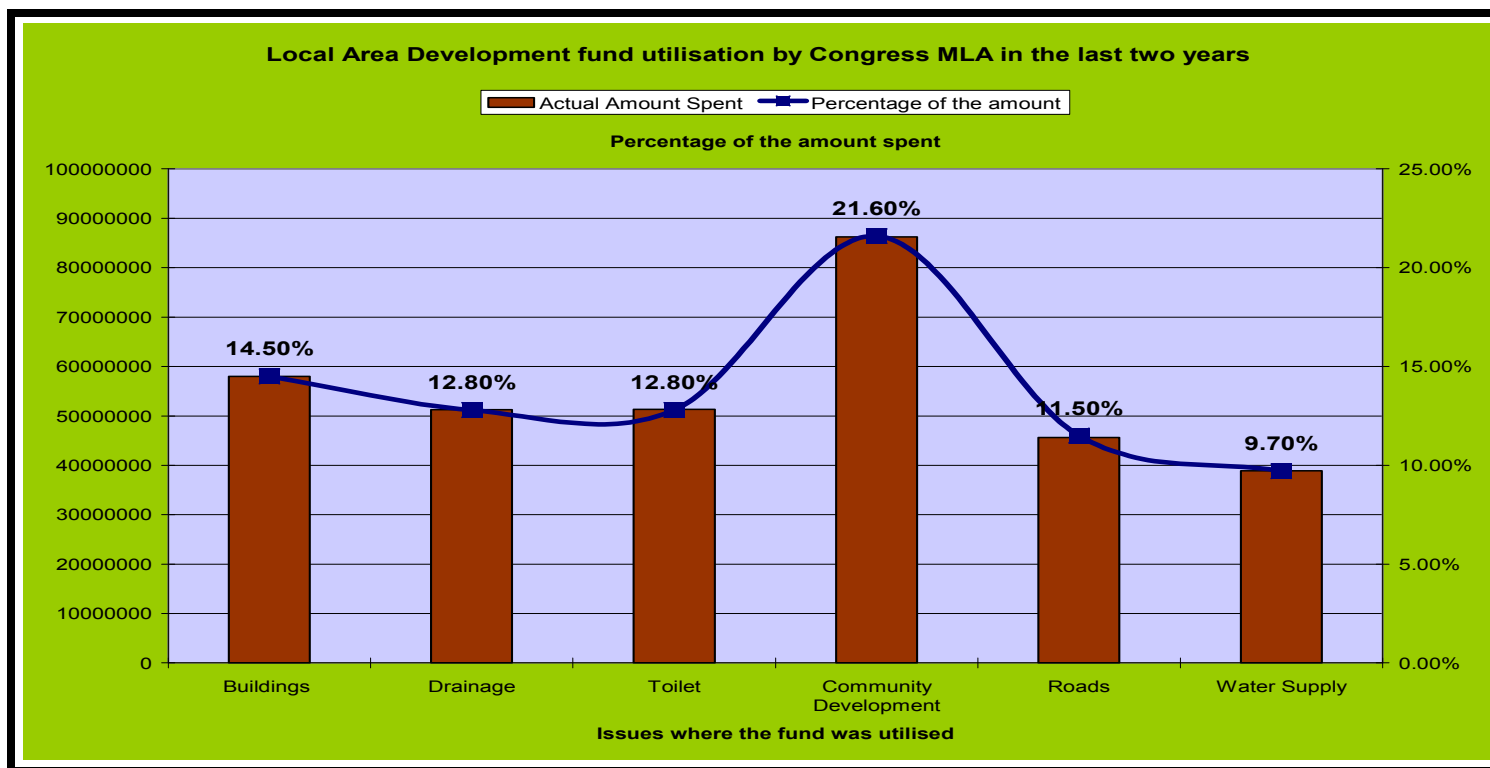
- Graph 7 gives the total amount utilized by the MLA in political party and the amount balance.
- 10000000/- is one year's MLA LAD Amount. The amount can be transferred to the next financial year.
- The details record of utilization of money is for three financial years mainly 2007, 2008 and 2009.

Questions Asked

- The data present is for the last 6 Assembly Sessions. Till June 2009.
- The categorization and code given to the questions is from the content analysis of the question.

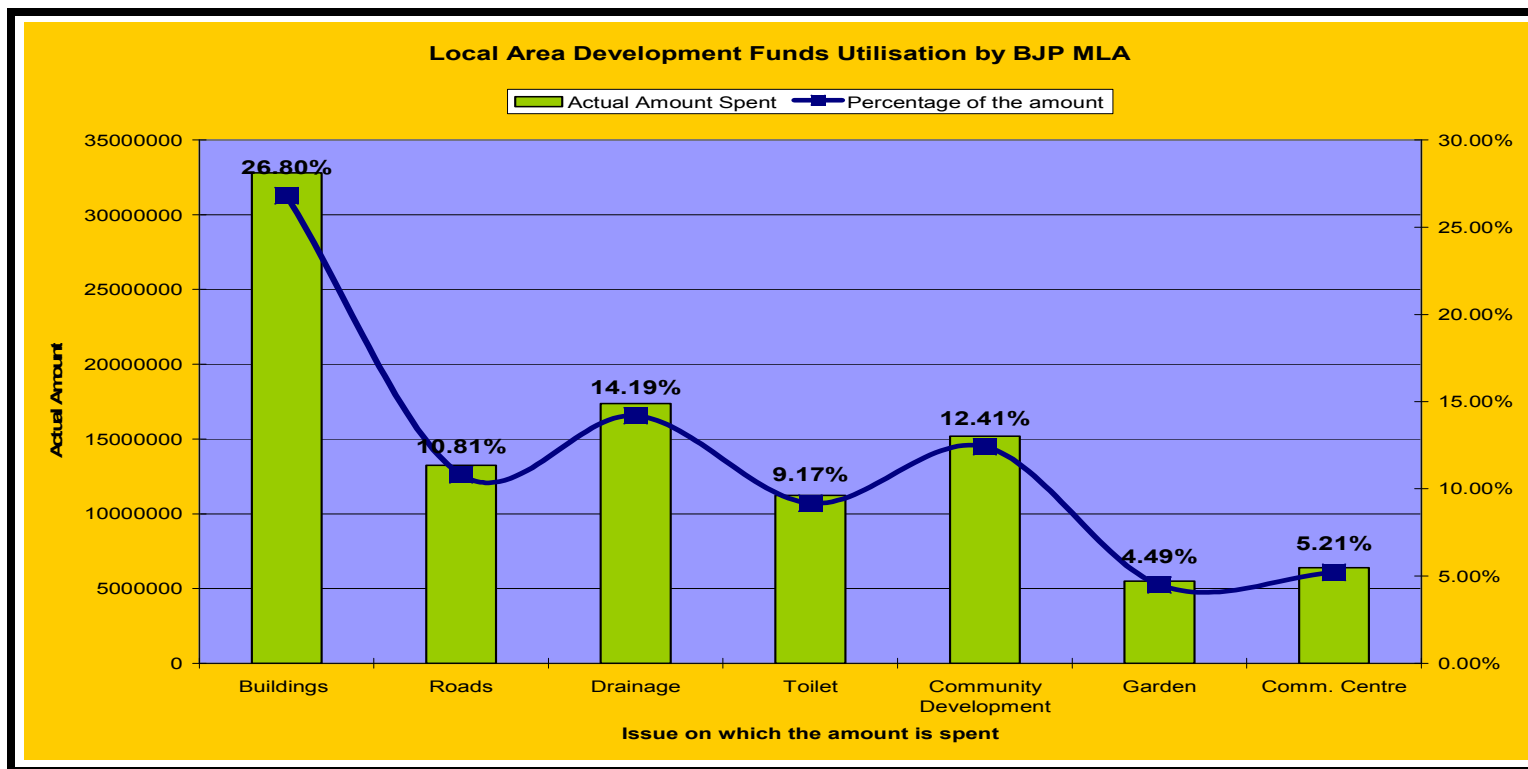
“Praja Foundation is about encouraging citizen’s participation towards active and good governance with their elected representatives. Praja provides information on functions of elected representatives and ward issues from the data collected under RTI. We don’t believe in ranking and intend to present the information only to highlight needs of citizen and role performed by elected representatives.”

CHART1: Local Area Development funds details of MLAs in Indian National Congress.



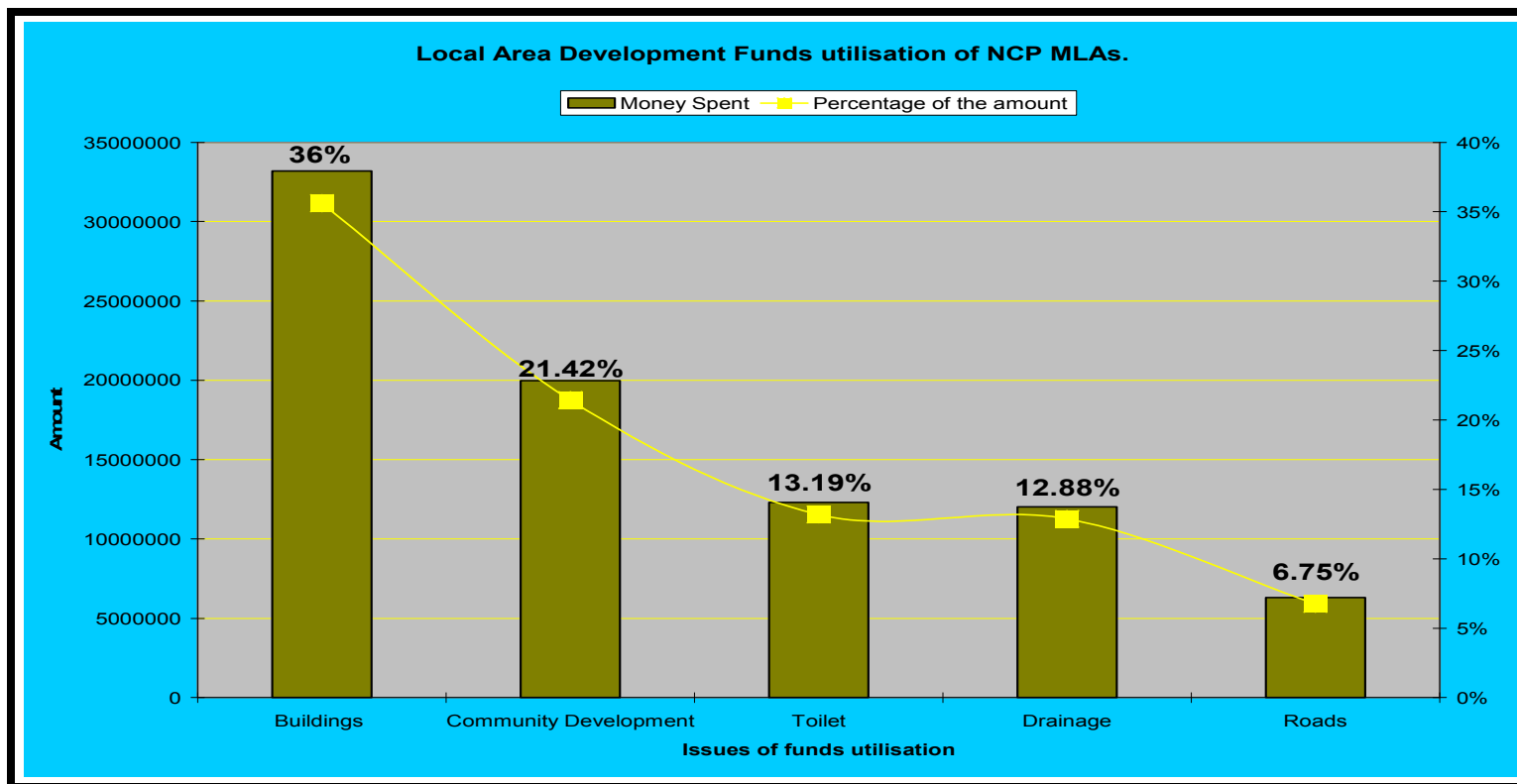
(Total Number of MLA: 15, MLA LAD for one year: 10000000/- (1 Cr), Amount in the graph: **Rs 39, 819, 4081/-**, Period of the funds utilization: 2007 to June 2009.) Inference: The above chart presents the utilization of local area development funds by the 15 MLAs of Indian National Congress Party. This is an indicative sample of top SIX ISSUES of money spent clearly giving us thrust areas of the party. As the chart depicts Congress Party has spent about 21% of the total money on Community Development that is catering to the need of Gymnasium, Community halls, Library, Anganwadi/Crèches, Community Centre and Shadabadi ladis. The second highest expenditure in the chart is related to buildings, where most of the expenditure is on REPAIR AND RECONSTRUCTION.

CHART2: Local Area Development funds details of MLAs in Bharatiya Janata Party.



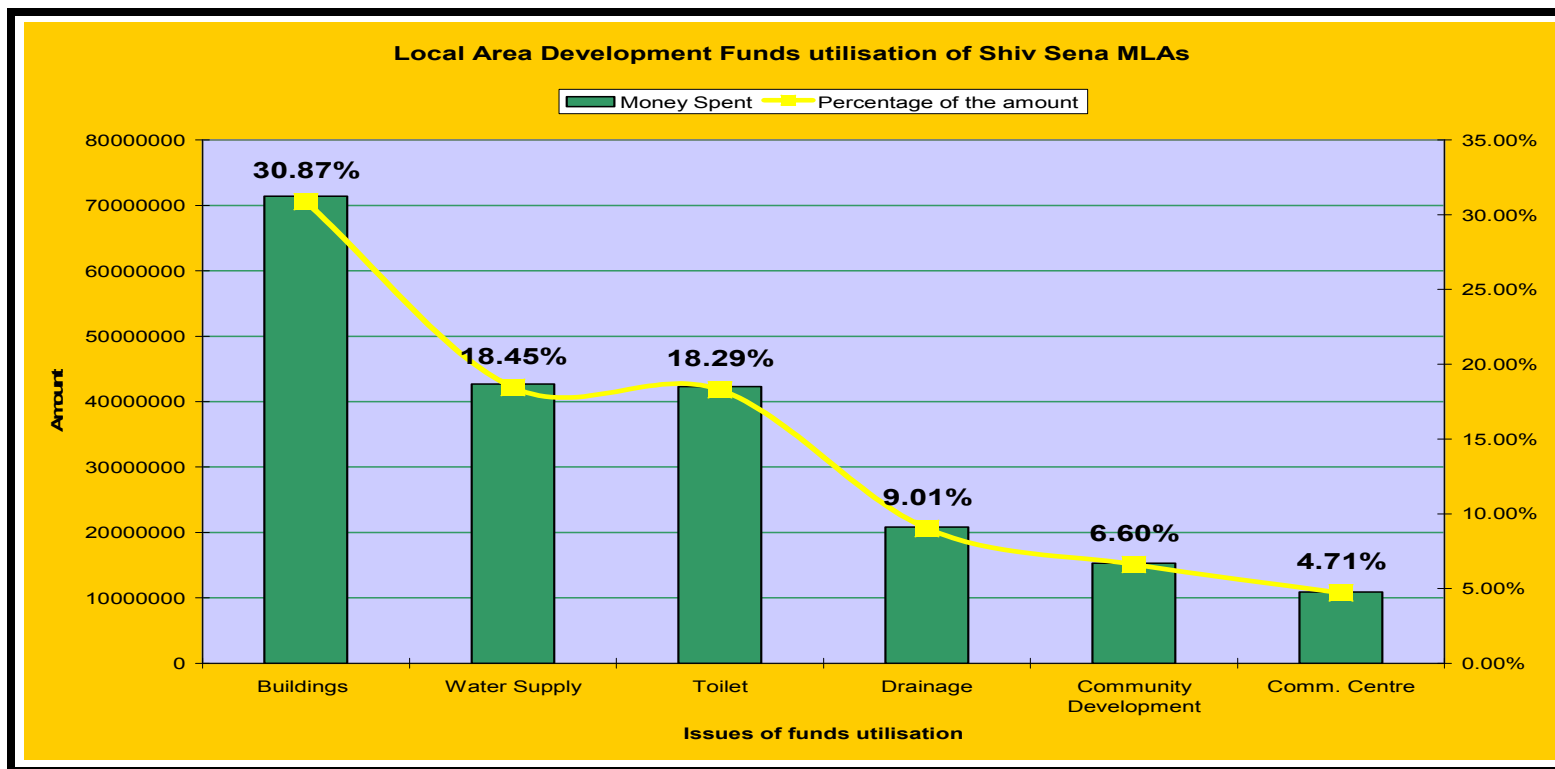
(Total Number of MLA: 5, MLA LAD for one year: 10000000/- (1 Cr), Amount in the graph: **Rs 12, 23, 38, 218/-**, Period of the funds utilization: 2007 to June 2009.) Inference: The above chart presents the utilization of local area development funds by the 5 MLAs of Bharatiya Janta Party. This is an indicative sample of top SEVEN ISSUES of money spent clearly giving us thrust areas of the party. As the chart depicts BJP has spent about 26% of the total money on issues related to buildings in Mumbai and the issues are around repair and reconstruction. The next large expenditure is mainly for Community Development and in Drainage, where Community development expenditures mainly concern of library, hall, community centre etc. But the expenditure on issues related to drainage, indicates that drainage will continue to be a perennial issue for Mumbai.

CHART3: Local Area Development funds details of MLAs in National Congress Party.



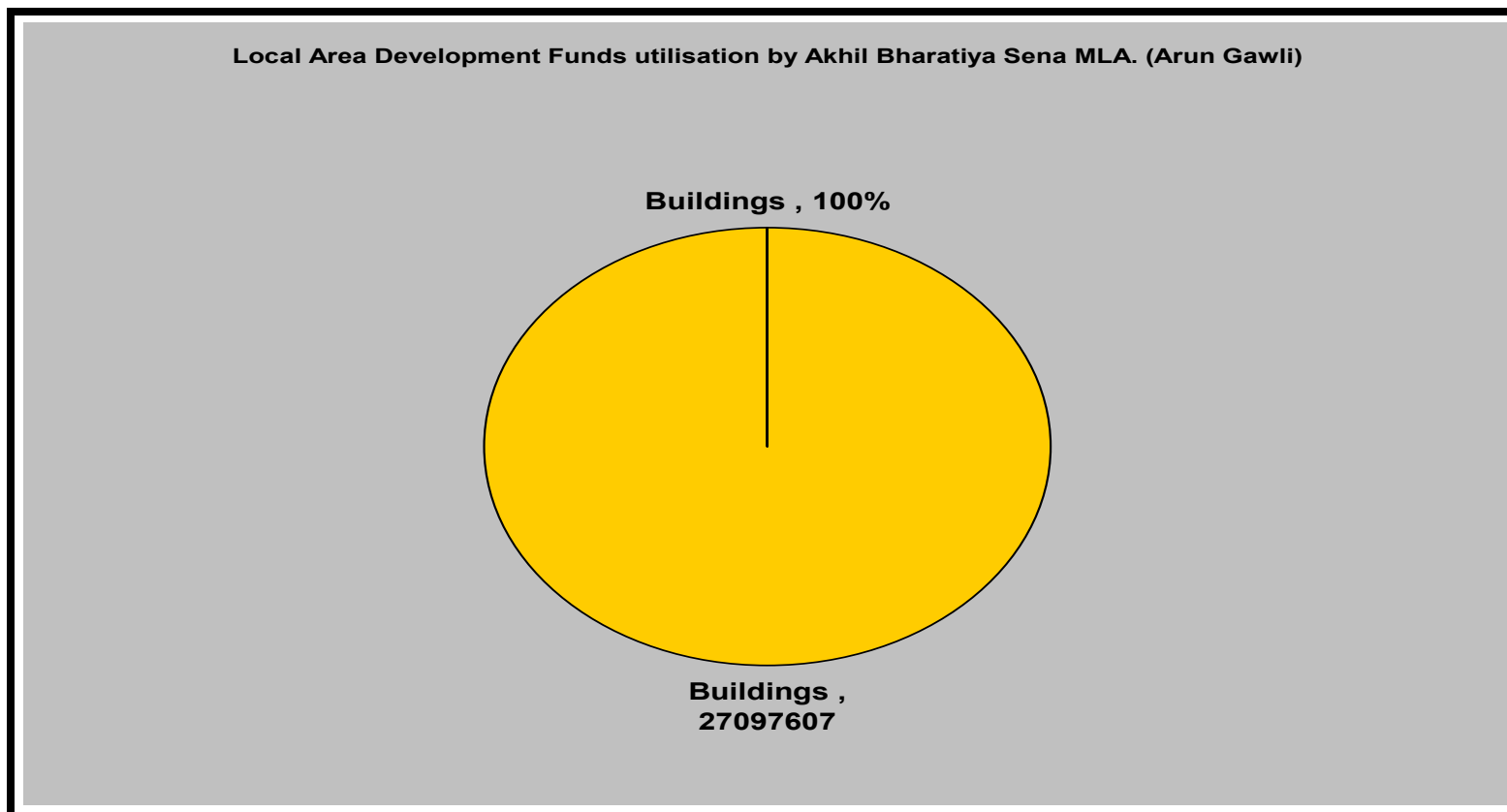
(Total Number of MLA: 4, MLA LAD for one year: 10000000/- (1 Cr), Amount in the graph: **Rs 9, 32, 18,812/-**, Period of the funds utilization: 2007 to June 2009.) Inference: The above chart presents the utilization of local area development funds by the 4 MLAs of Nationalist Congress Party. This is an indicative sample of top FIVE ISSUES of money spent clearly giving us thrust areas of the party. As the chart depicts NCP has spent about 36% of the total money on issues like repair and reconstruction of old buildings. The subsequent largest spent is on Community Development around 21% catering to the need of Gymnasium, Community halls, library, Anganwadi/Crèches, and Community Centre etc.

CHART4: Local Area Development funds details of MLAs in Shiv Sena.



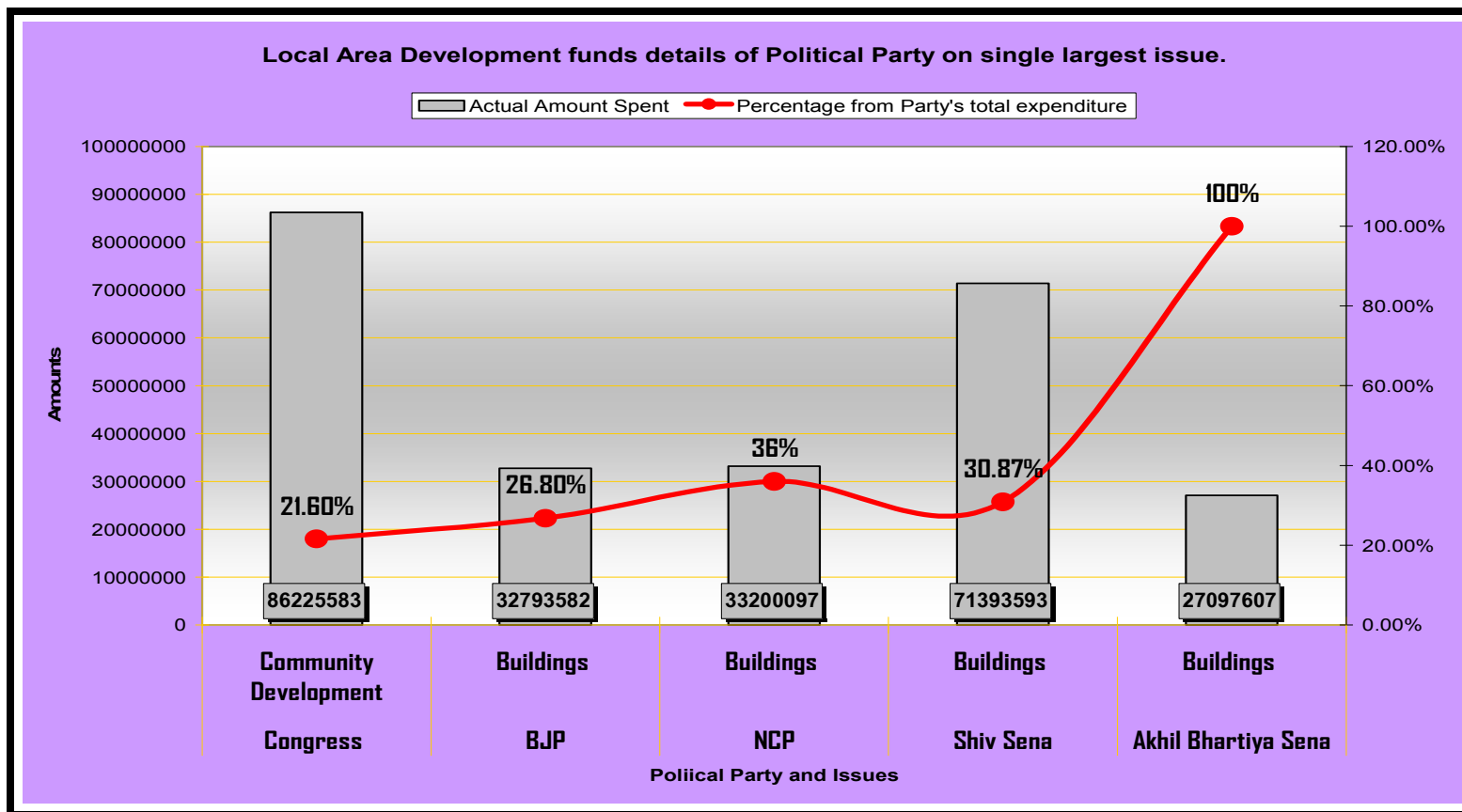
(Total Number of MLA: 9, MLA LAD for one year: 10000000/- (1 Cr), Amount in the graph: **Rs 23, 12, 27, 609/-**, Period of the funds utilization: 2007 to June 2009). Inference: The above chart presents the utilization of local area development funds by the 9 MLAs of Shiv Sena Party. This is an indicative sample of top SIX ISSUES of money spent clearly giving us thrust areas of the party. As the chart depicts Shiv Sena has spent about 30% of the total money on issues like repair and reconstruction of old buildings. Then equally substantial 18.45% and 18.29% is spent on Water Supply and Toilets of Mumbai. Shortage of Water, Repair of water pipeline and relaying of water are concerns addressed in the Water Supply expenditure, whereas a major part of expenditure in Toilets is on repair and reconstruction and construction of new toilets.

CHART5: Local Area Development funds details of MLA in Akhil Bharatiya Sena.



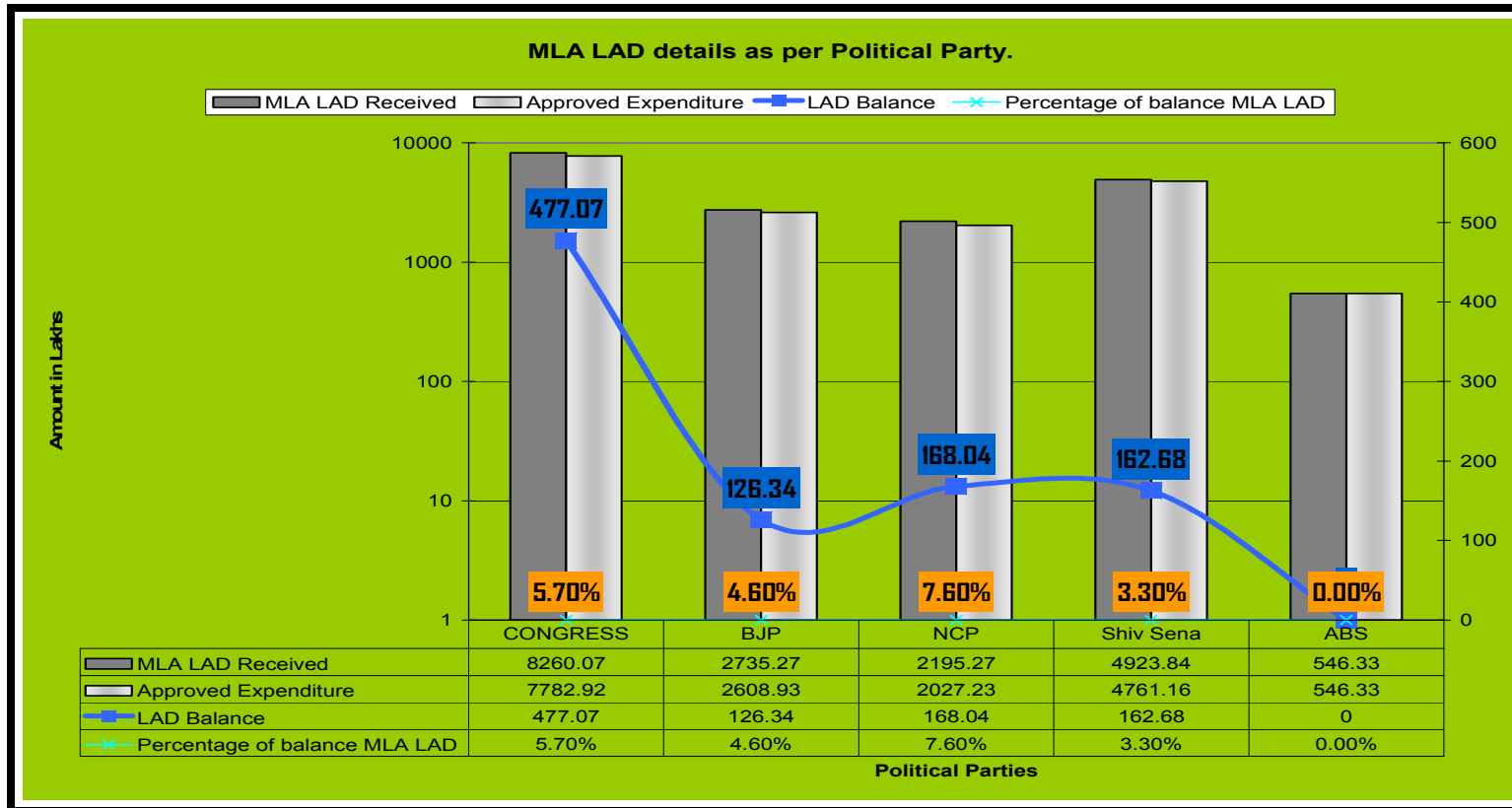
(Total Number of MLA: 1, MLA LAD for one year: 10000000/- (1 Cr), Amount in the graph: **Rs 2, 70, 97, 607/-**, Period of the funds utilization: 2007 to June 2009.) Inference: The above chart presents the utilization of local area development funds by the MLA of Akhil Bharatiya Sena Party. 100% funds were utilized under one constituency issue building in the repair and reconstruction of old buildings.

CHART6: Local Area Development funds details of Political Party on single largest issue.



(Total number of political parties in Legislative Assembly (five) and period of the funds utilization: 2007 to June 2009).
 Inference: The above chart presents the utilization of local development funds by the Political Parties on single issue and highest expenditure. Interestingly all the political parties had spent on repair and reconstruction of depleted buildings in Mumbai, including Congress as their second largest expenditure is also on building (Congress 14%).

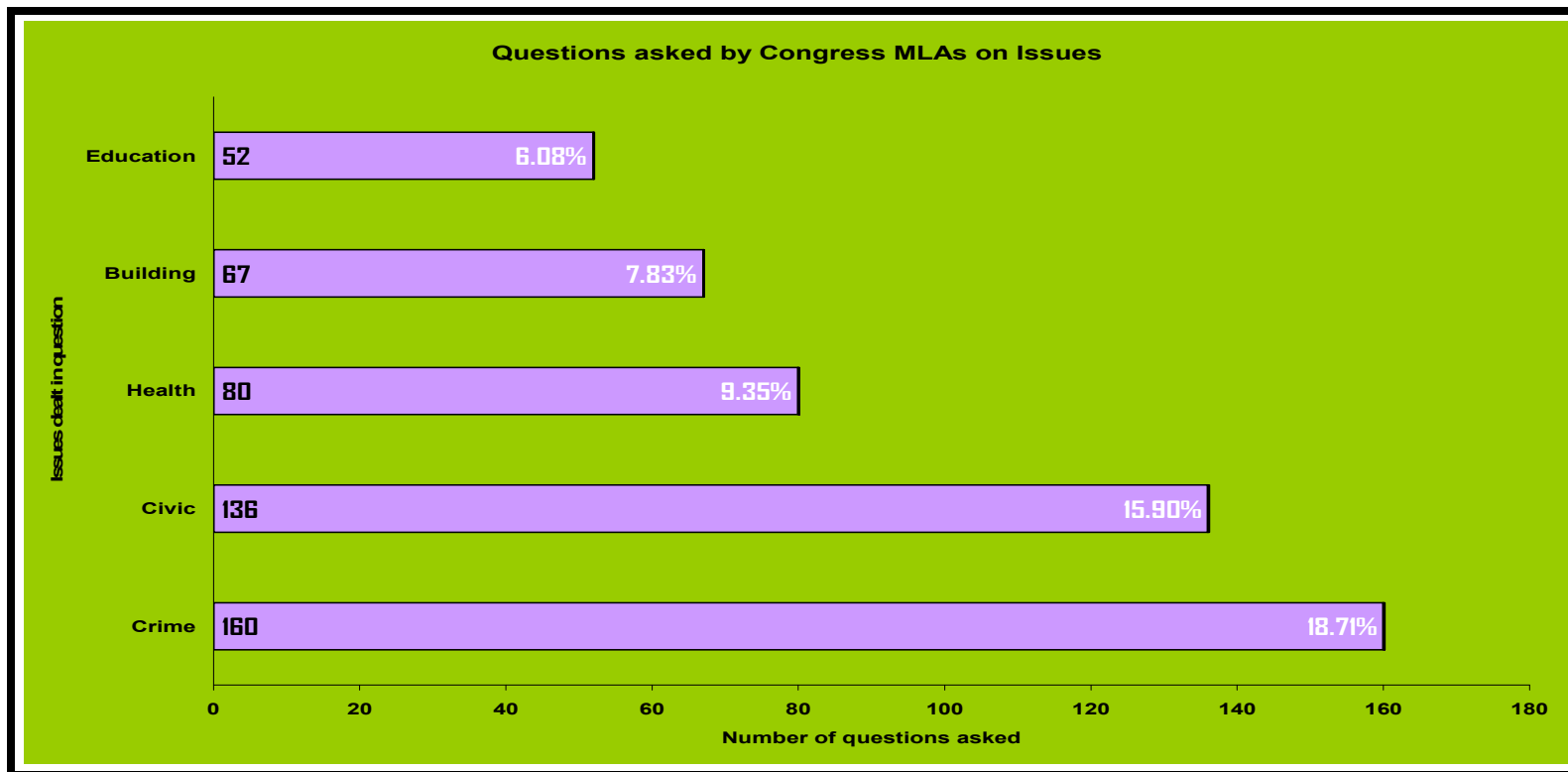
CHART7: Five years details Local Area Development funds of Political Party.



(Total number of political parties in Legislative Assembly (five) and period of the funds utilization: 2004 to June 2009).

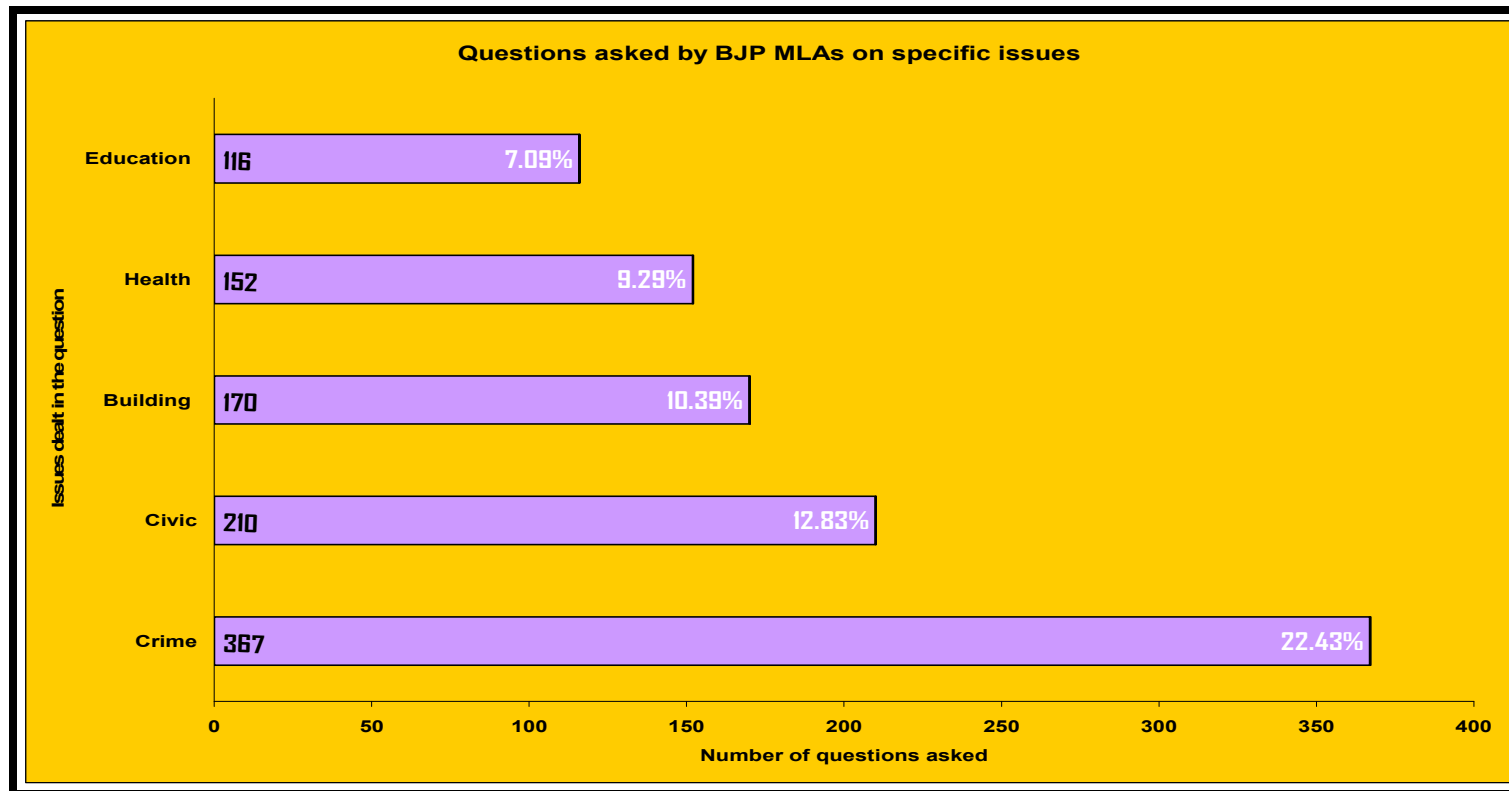
Inference: The above chart presents the utilization of local area development funds by the MLAs of Political Parties and gives the details of balance local development funds in each party. The only party to fully utilize the local development fund is ABS, whereas NCP records for high in percentage of balance compare to other parties and Congress shows maximum amount unused under the area development fund given to MLA for addressing local issues over and above Government schemes.

CHART 8: Top five Questions asked by Congress MLAs on a specific issue.



The above chart presents the top five issues addressed by the all the 15 Member of Legislative Assembly in Indian National Congress. The graphs gives details from 855 Questions asked during the last 6 Assembly Sessions starting from 2007 till June 2009. Inference: The highest questions are asked on Crime 18.71% by Congress party, where issues concerns are Women related cases, police deployment, terrorist attack and fake currency. The second highest questions are on Civic 15.90%, the issues dealt in these questions are Drainage, Roads, License, Water and issues concerning BMC administration. Please visit www.praja.org for details.

CHART 9: Top five Questions asked by Bharatiya Janta Party MLAs on a specific issue.

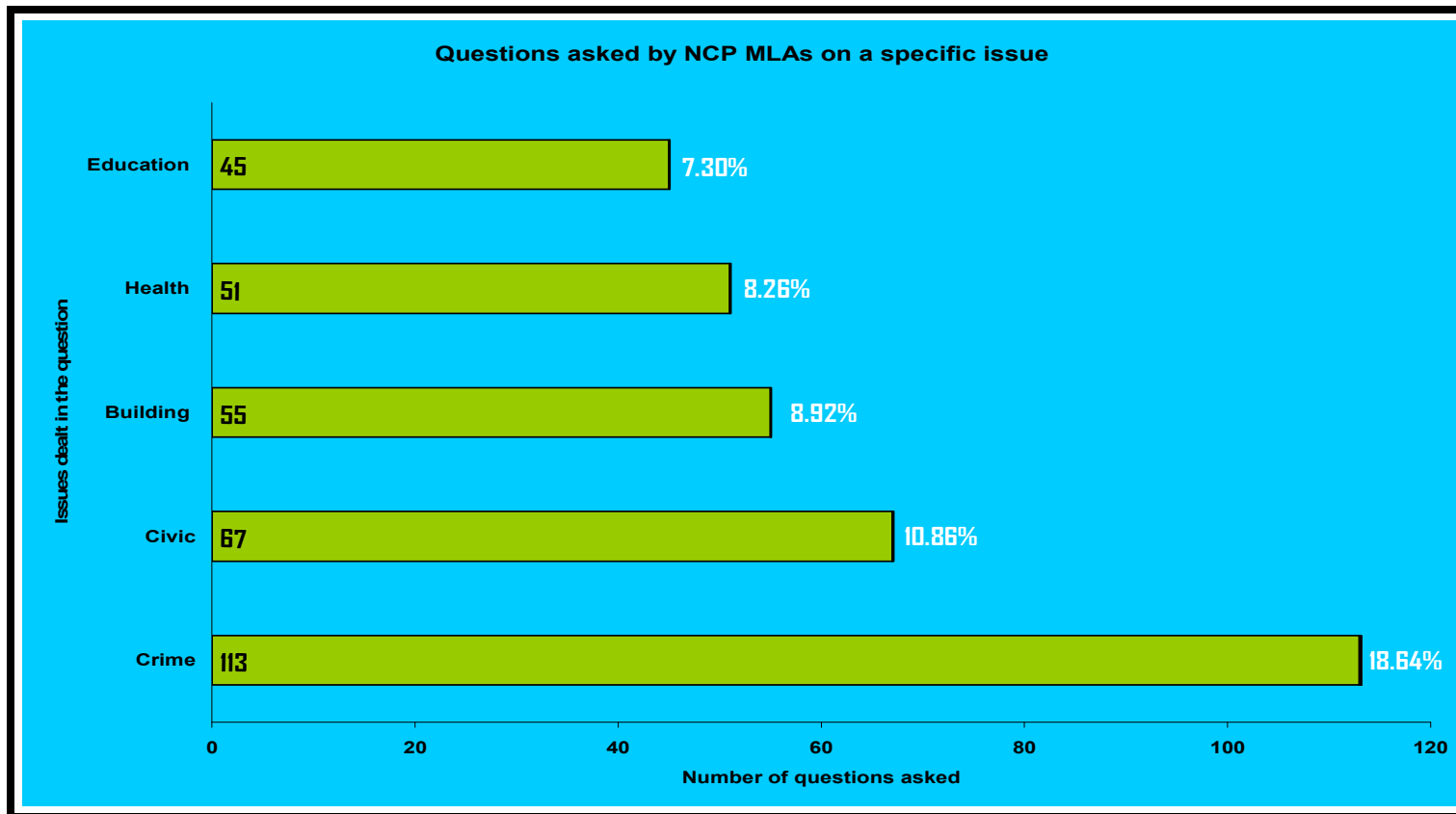


The above chart presents the top five issues addressed by the all the 5 Member of Legislative Assembly of Bharatiya Janta Party. The graphs gives details from 1636 Questions asked during the last 6 Assembly Sessions starting from 2007 till June 2009.

Inference: The highest questions are asked on Crime 22.43% by BJP, concerning sensitive cases like women and child, Police deployment, terrorism, dowry and miscellaneous issues related to crime across the state and City. The second highest questions are on Civic 12.83%, the issues dealt in these questions are Drainage, Roads, License, Water and issues concerning BMC administration.

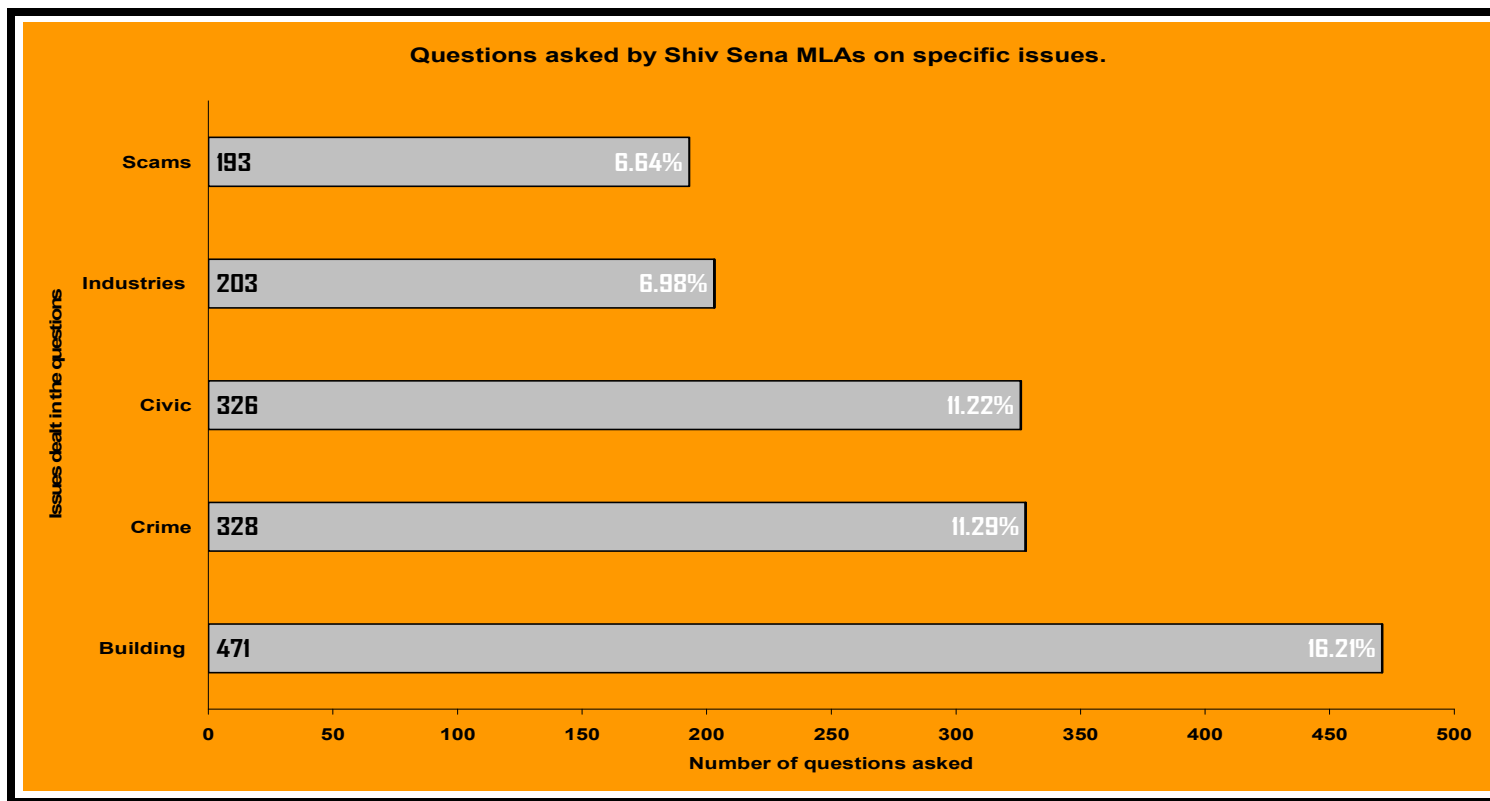
Please visit www.praja.org for details.

CHART 10: Top five Questions asked by Nationalist Congress Party MLAs on a specific issue.



The above chart presents the top five issues addressed by the all the 4 Member of Legislative Assembly of Nationalist Congress Party. The graphs gives details from 616 Questions asked during the last 6 Assembly Sessions starting from 2007 till June 2009. Inference: The highest questions are asked on Crime 18.64% by NCP, where issues concerns are Women related cases, police deployment and terrorist. The second highest questions are on Civic 10.86% and close to it is Buildings, the issues dealt in these questions are Drainage, Roads, License, Water and issues concerning BMC administration. Please visit www.praja.org for details.


CHART 11: Top five Questions asked by Shiv Sena MLAs on a specific issue.



The above chart presents the top five issues addressed by the all the 9 Member of Legislative Assembly of Shiv Sena. The graphs gives details from 2905 Questions asked during the last 6 Assembly Sessions starting from 2007 till June 2009.

Inference: The highest questions are asked on Building 16.21% by Shiv Sena, where issues concerns are buildings repair, reconstruction, MHADA related, unauthorized construction and Illegal work related to building. The second highest questions are on Civic 11.29%, the issues dealt in these questions are Drainage, Roads, License, Water and issues concerning BMC administration. Please visit www.praja.org for details.

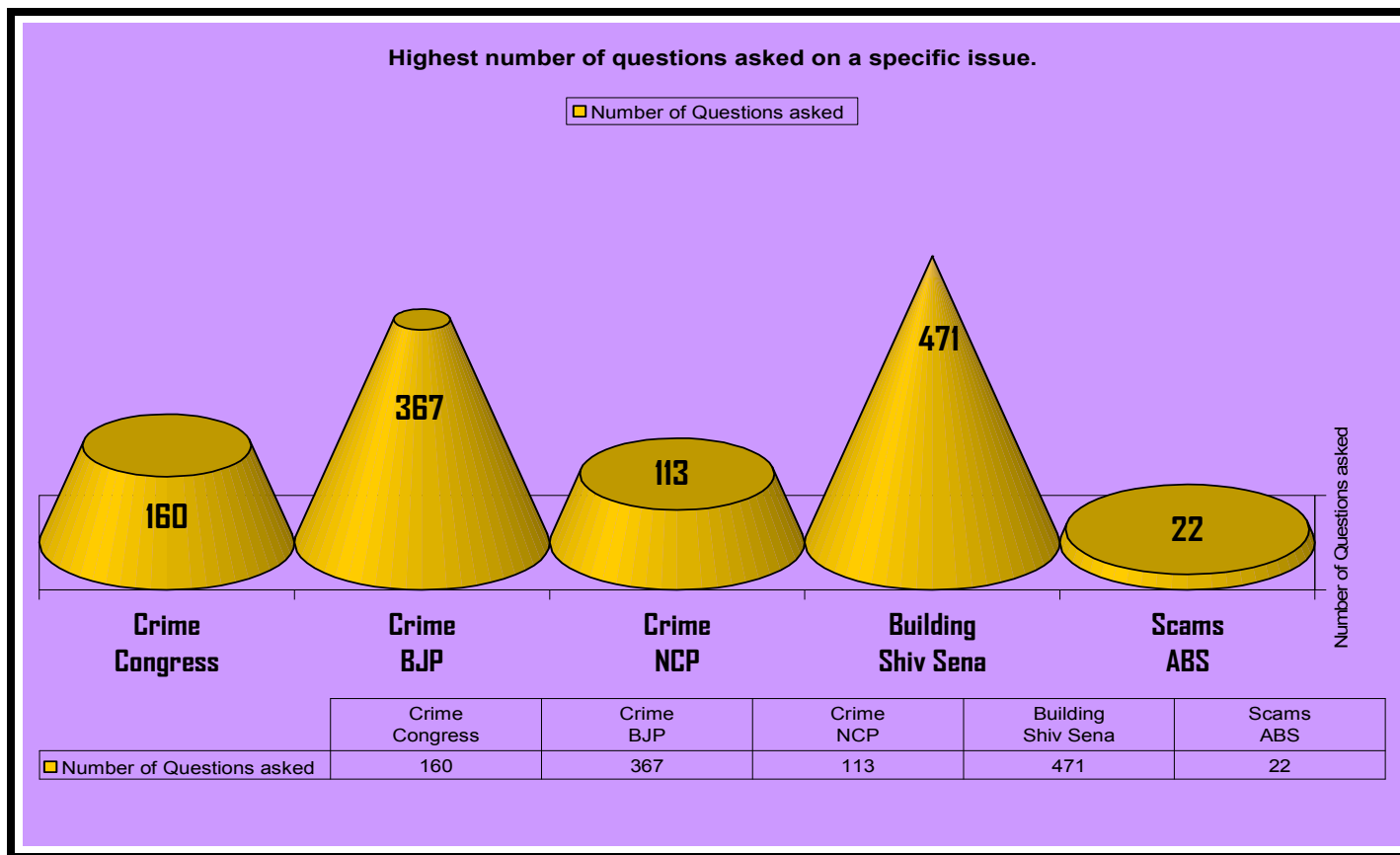
CHART 12: Top five Questions asked by Akhil Bharatiya Sena MLA on a specific issue.



The above chart presents the top six issues addressed by the Member of Legislative Assembly of Akhil Bharatiya Sena. The graphs gives details from 133 Questions asked during the last 6 Assembly Sessions starting from 2007 till June 2009.

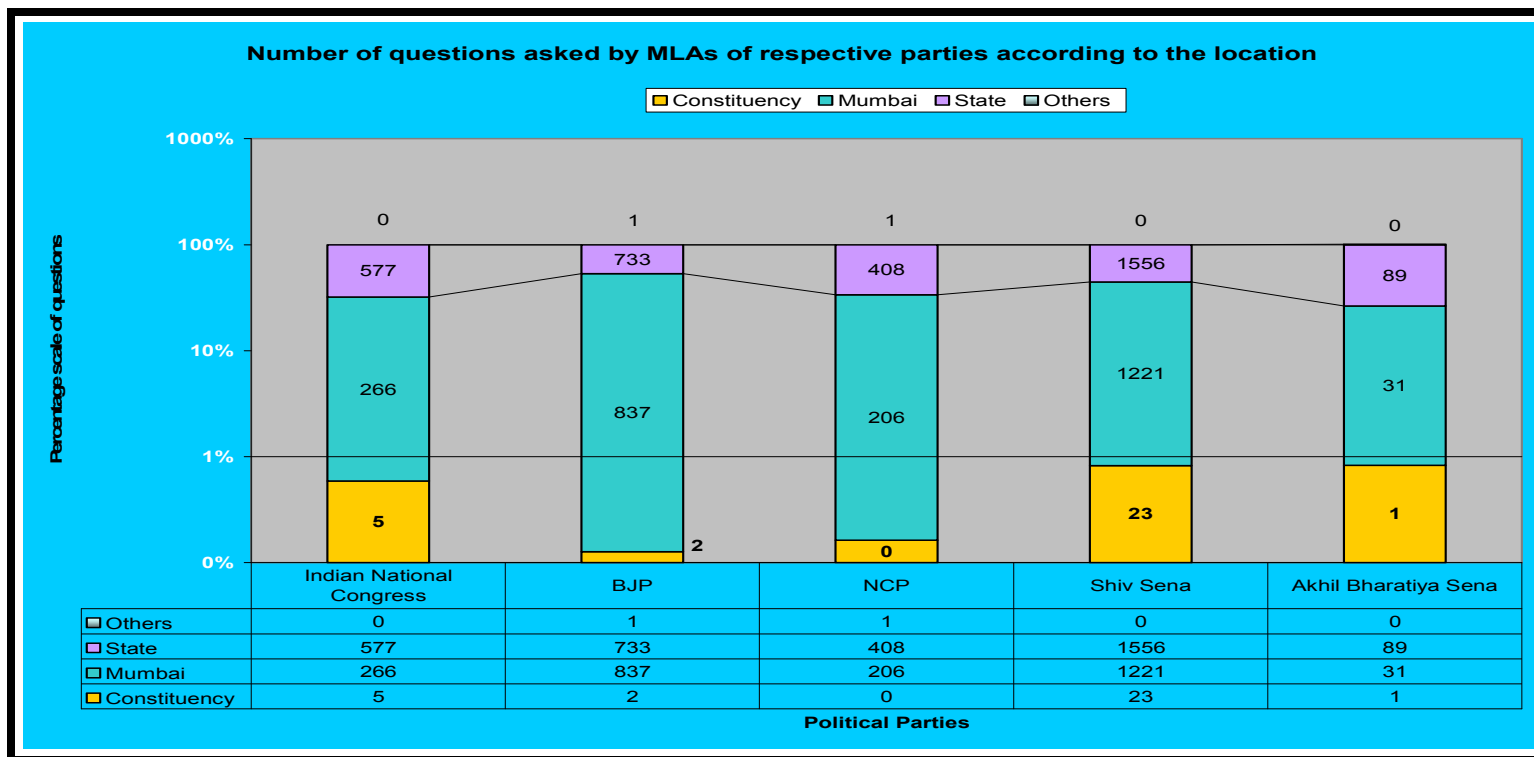
Inference: The highest questions are asked on Scams 16.54% by ABS, where issues concerns are Civic, Education, Health, Transport, Agriculture, Financial institutions like Co-operative bank etc, Industries, Schemes / Policies, Energy and Scams related to education. The second highest questions are on Civic 15.09%, the issues dealt in these questions are Drainage, Roads, License, Water and issues concerning BMC administration. Please visit www.praja.org for details.

CHART 13: Number of Questions asked on a single largest issue by Political Party.



The above chart presents highest number of questions asked by a political party on a single issue. Crime has been the focus of three political parties in the questions asked, whereas Shiv Sena and ABS had asked questions on building and Scams. In the category of number of questions Shiv Sena asked 471 questions on building, incidentally its (buildings) an issue where the highest amount of money has been spent from the MLA LAD.

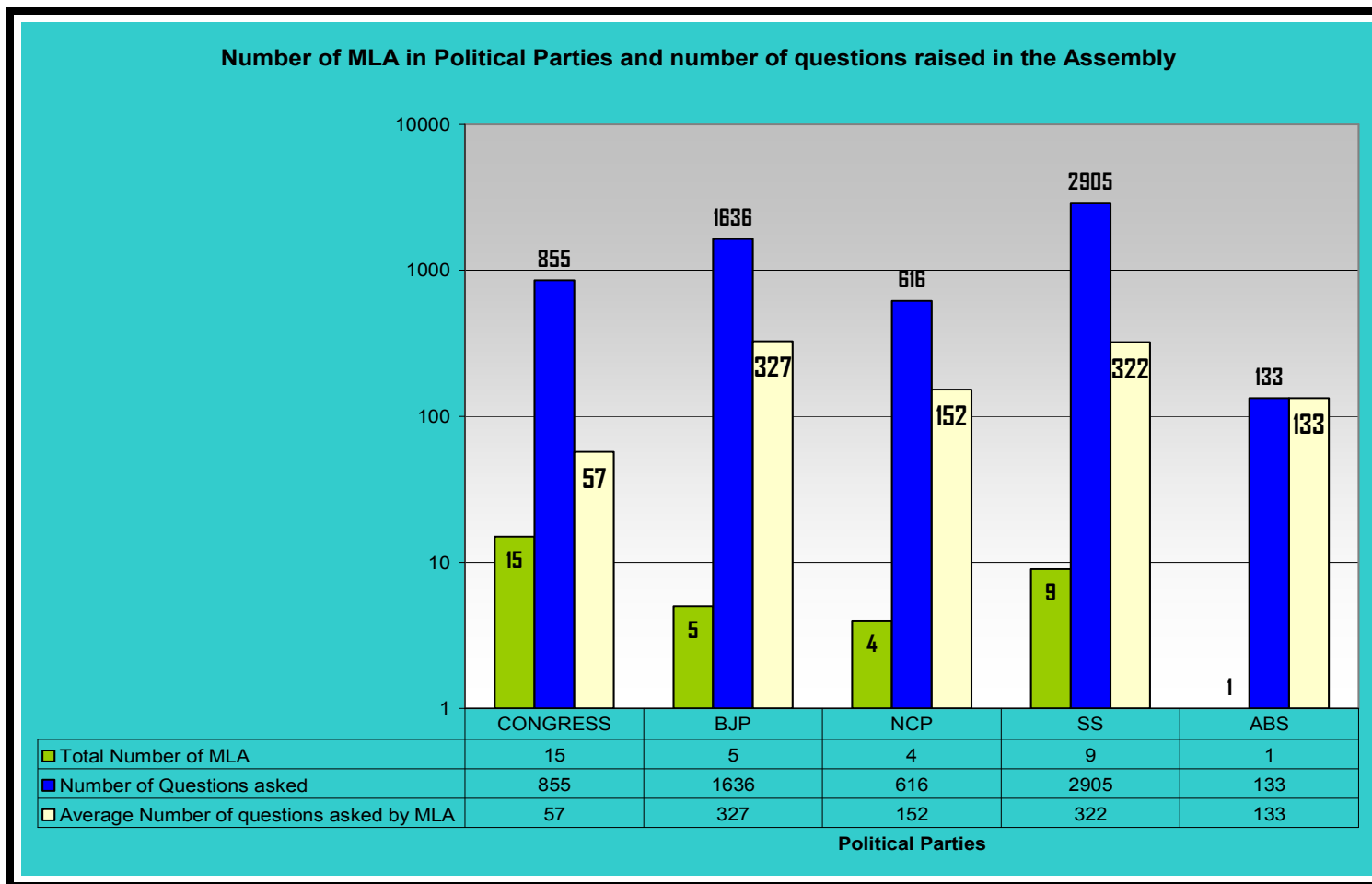
CHART 14: Number of Questions asked by MLAs of respective political parties according to location.



The above chart presents number of questions according and its geographical relevance. For example: A question asked specifically for MLA constituency is a constituency question, whereas if it related to Mumbai then it becomes a city based question that is Mumbai, like wise for state and other.

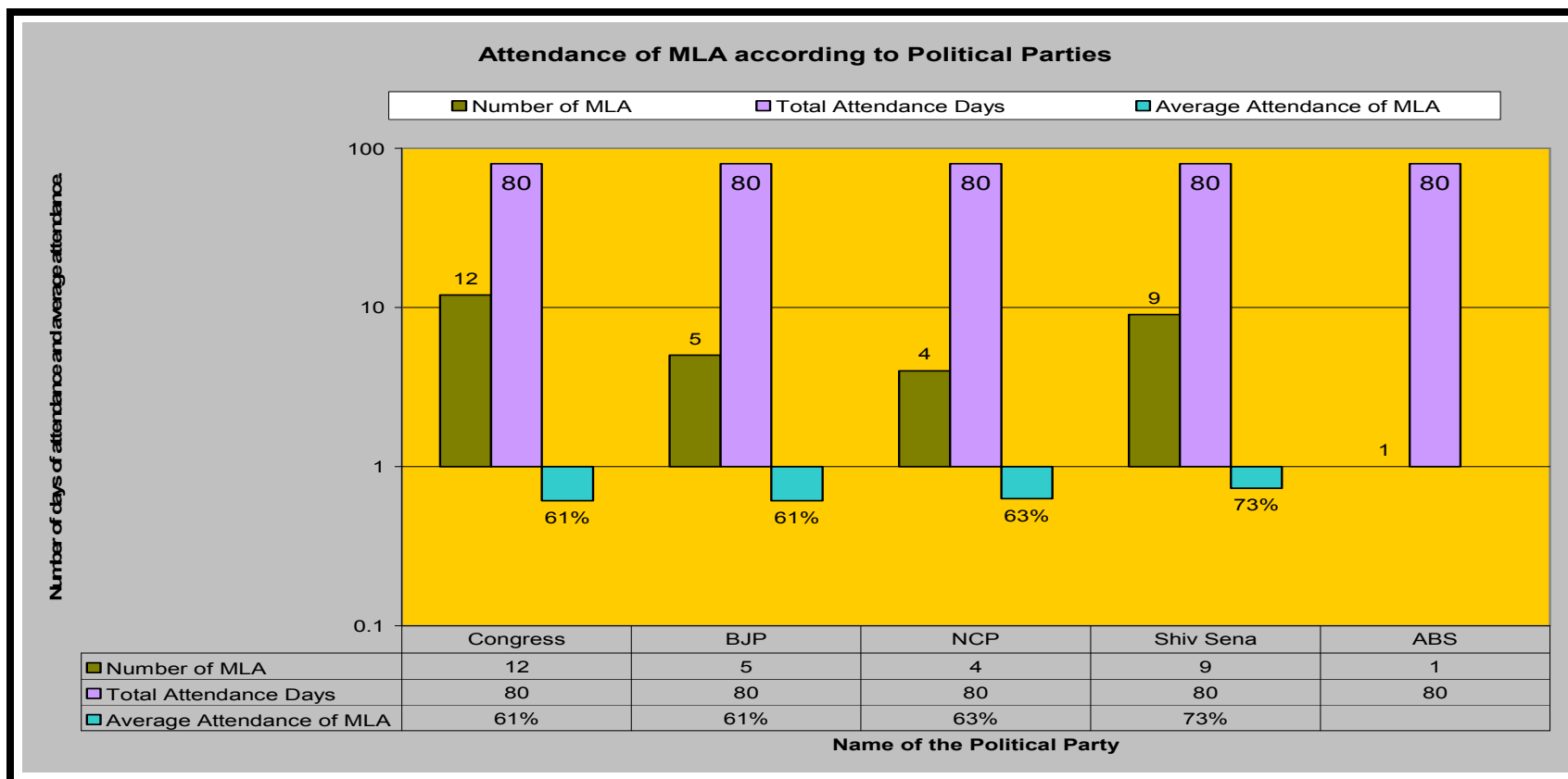
Inference: As it's a State Legislative Assembly understandably there are more questions concerning State. Only BJP has asked more questions on Mumbai compared to others, whereas Shiv Sena has asked maximum question on constituency compare to other political parties.

CHART 15: Number of MLA in Political Party and Questions asked.



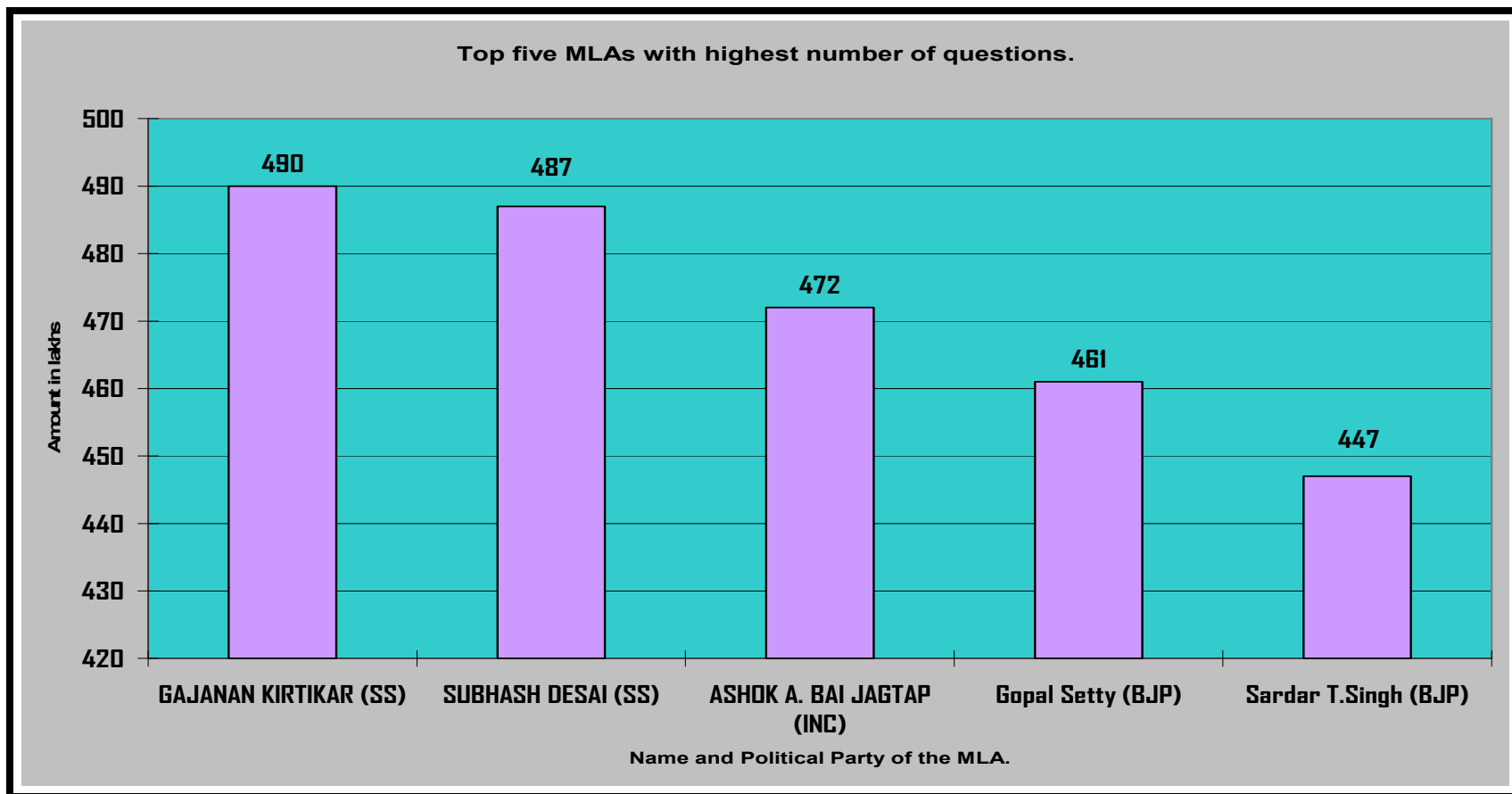
The above chart presents the total number of questions asked by the number of MLA in the respective political party. Inference: The maximum number of questions asked is by Shiv Sena and in average BJP MLAs asked 327 questions asked per MLA.

CHART 16: Attendance of MLA according to Political Parties.



The above chart presents the total number of MLA in a political party considered for attendance, total attendance days applicable as the data is from last 6 assembly sessions and average attendance of MLA according to political parties. Inference: Indian National Congress has total of 15 MLA. The data received under RTI gives attendance of 12 MLA only. The highest attendance is marked by Shiv Sena MLAs in the above chart. The attendance details provided for one MLA of ABS is incomplete.

CHART 17: Top five MLA with the highest number of questions asked.



The above chart presents the top five MLA with the highest number of questions asked in last six Assembly sessions. Inference: The highest number of questions is asked by Gajanan Kirtikar of Shiv Sena 490 questions.