

WHITE PAPER



National Agenda For Mumbai.

Friedrich Naumann
STIFTUNG **FÜR DIE FREIHEIT**

Issued in the public interest by Praja Foundation

1. FOREWORD

2. CONSTITUENCY AND DATA DETAILS

3. HUMAN DEVELOPMENT INDEX

- LIFE EXPECTANCY IN MUMBAI COMPARED TO OTHER TOP CITIES OF ASIA
- LITERACY RATE OF MUMBAI COMPARED TO TOP CITIES OF ASIA
- PER CAPITA GDP OF MUMBAI COMPARED TO TOP CITIES OF ASIA

4. CIVIC

- TOP THREE COMPLAINTS IN CIVIC ACCORDING TO PARLIAMENTARY CONSTITUENCY
- TOTAL NUMBER OF CIVIC COMPLAINTS RECEIVED IN PARLIAMENT CONSTITUENCY

5. CRIME

- THE NUMBER OF FIR FILED IN POLICE STATION FOR HOUSE BREAKING ACROSS PARLIAMENT CONSTITUENCY
- THE TOP THREE COMMON FIR CASES REGISTERED ACROSS THE PARLIAMENT CONSTITUENCY
- NUMBER OF FIR REGISTERED FOR CRIME AGAINST WOMEN

6. HEALTH

- THE NUMBER OF CASES DIAGNOSED IN DISPENSARIES FOR WATER BORNE DISEASES
- THE TOP DISEASE DIAGNOSED IN DISPENSARIES ACROSS PARLIAMENT CONSTITUENCY
- TOP FIVE SENSITIVE DISEASE CASES REGISTERED IN MCGM AND STATE HOSPITALS ACROSS PARLIAMENT CONSTITUENCY

7. EDUCATION

- NUMBER OF DROPOUTS STUDENTS IN ACROSS MUMBAI IN PARLIAMENT CONSTITUENCY IN THE YEAR 2008

FOREWORD

The Human Development Index (HDI) combines normalized measures of life expectancy, literacy, educational attainment, and GDP per capita for countries worldwide. It is claimed as a standard means of measuring human development—a concept that, according to the United Nations Development Program (UNDP), refers to the process of widening the options of persons, giving them greater opportunities for education, health care, income, employment, etc.

HDI measures the development of a region, be it a country or a city or a continent. At a time when Mumbai is being hailed as the next Shanghai or Singapore, it's truly a shame that the city's HDI ranking will be, worse than even the neighbouring Colombo (Sri Lanka).

While history is indeed somewhat responsible for the low HDI ranking, the city custodians can not be absolved either. Development of a city does not only mean a skyline or iconic buildings. It means an intimate inter-relation of economic and social processes in the development agenda. Poverty and inequality are not just a result from inadequate distribution of assets and productivity problems; they come also from diverse social processes embedded in society, including exclusion from participation in public affairs geared to development itself.

The large extent of poverty and deficiencies in access to public services reveal the huge magnitude of lagging populations, and marked inequalities, around the world and in all major regions. This occurs at a time when mankind has reached historical records in population, income, human capital and technology. This is worrisome in several ways:

- On moral grounds, it challenges fundamental values
- On social grounds, it weakens social cohesion
- On economic grounds, it lowers credibility and support about policies
- On political grounds, it risks conflicts

Praja.org's endeavour is to successfully establish social participation as a useful permanent function within public and civic administration in order to contribute to State reforms and government's accountability, in terms of

- more responsiveness to citizens' aspirations
- higher efficiency in the use of public resources
- enhanced inclusion
- greater transparency and accountability
- permanence of sound public policies, and not to forget
- democracy

We aim to expand a publicly available knowledge base on good practices and indicators around social participation, about diverse public policies, programs, projects or activities. And it starts with the members of Parliament that the citizens of Mumbai have elected from the six constituencies. They need to be constantly aware of the issues, woes and agonies the citizens of this city face.

Praja Dialogue is a means to achieve this end. It's putting citizens accountable. For the accountability they expect of their elected representatives, The Dialogue will, hopefully help achieve this intimate inter-relationship.

B G Deshmukh
Chairman Praja

Nitai Mehta
Managing Trustee Praja

CONSTITUENCY DETAILS

SERIAL No.	PARLAMENT CONSTITUENCY	MEMBER OF PARLIAMENT	LOCAL REFERENCE
1	SOUTH MUMBAI	Shri. Milind Deora	South Mumbai, Town and Churchgate area till Parel
2	SOUTH CENTRAL	Shri. Eknath Gaikwad	Parel and Dadar
3	NORTH CENTRAL	Smt. Priya Dutt	Bandra
4	NORTH EAST	Shri. Sanjay Dina Patil	Harbour Line, Chembur and Mankhurd
5	NORTH WEST	Shri. Gurudas Kamat	Andheri
6	NORTH	Shri. Sanjay Nirupam	Borivali

DATA DETAILS

A) Wards in Parliament Constituency

Serial No	Parliament Constituency	Ward Division
1	SOUTH	A, B, C, D, E, F/N and G/S
2	SOUTH CENTRAL	M/E, M/W, G/N, F/N, F/S
3	NORTH CENTRAL	H/E, K/E, L, H/W
4	NORTH EAST	T, N, S, M/W
5	NORTH WEST	K/E, P/S, K/W
6	NORTH	R/C, R/N, R/S, P/N

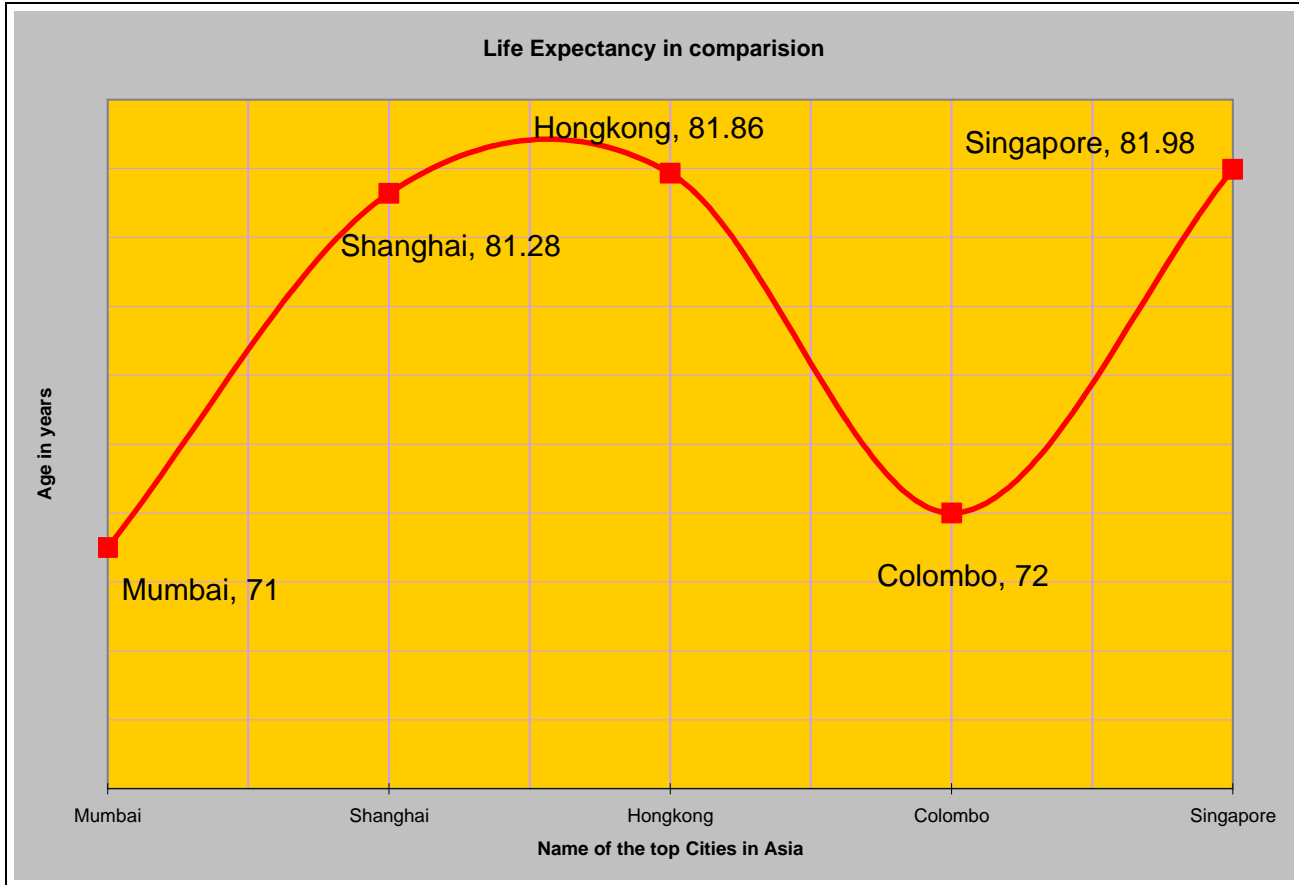
B) The data presented in the White Paper is from the records of citizens' complaints filed with Municipal Corporation of Greater Mumbai, FIR registered in Police Station across the regions of Mumbai, State Hospitals, Municipal Hospitals and Dispensary across the wards and BMC schools. The entire data presented is for the period January 2008 to March 2009 and is collected through a rigorous process of data collection under the Right to Information Act.

C) Disclaimers: The division of wards in Mumbai Parliamentary Constituency and Division of Police Stations across Mumbai in Wards is carried by Praja Foundation for the presentation of the information.

HUMAN DEVELOPMENT INDEX

CHART 1

Life expectancy in Mumbai compared to other top cities of Asia

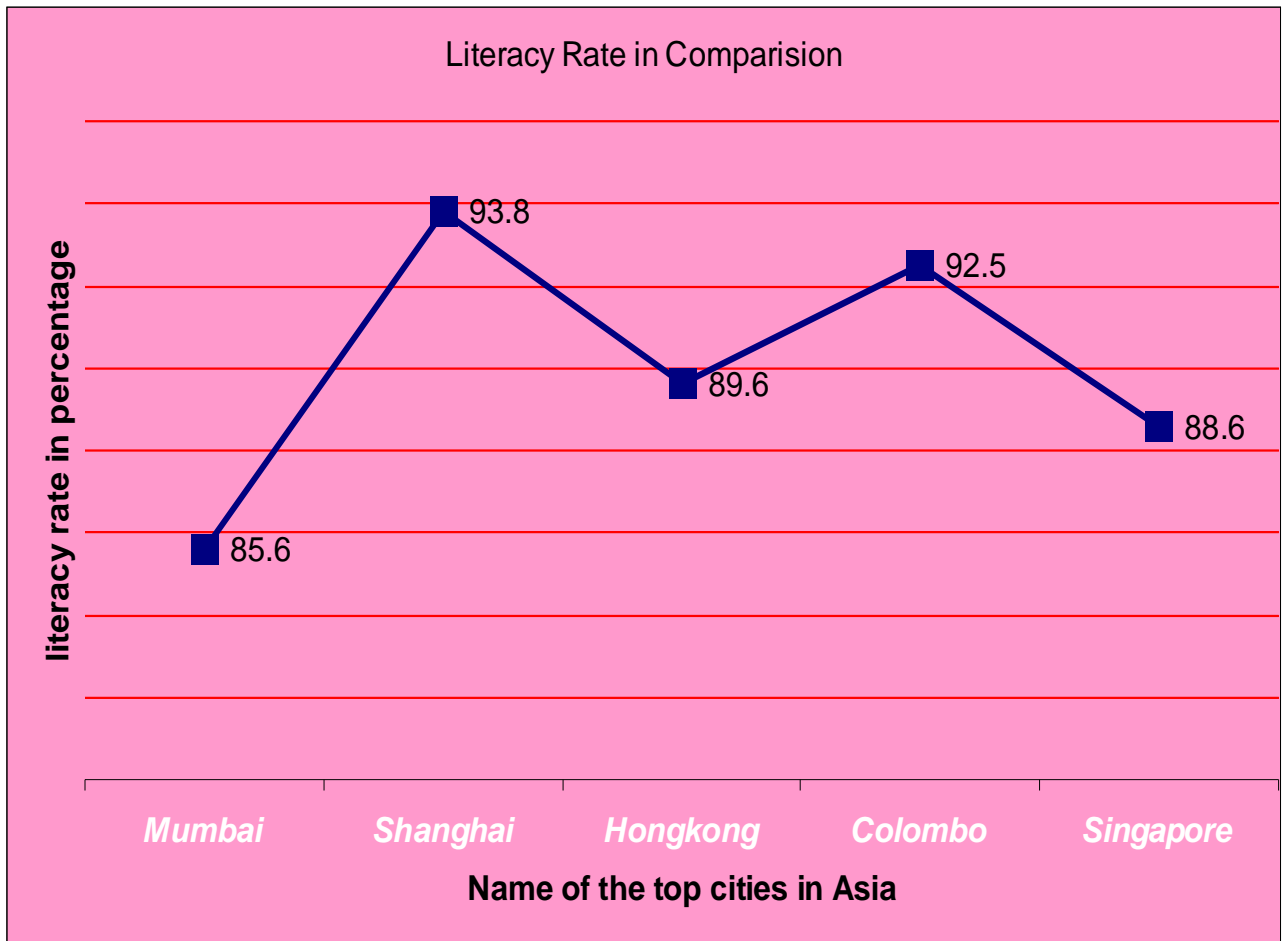


Inference:

- Human Development Index is calculated as a summary indicator of “Human Development,” combining data on life expectancy at birth, adult literacy, educational enrollment, and average income (measured as G.D.P. per capita).
- Life expectancy at birth, as an index of population health and longevity reflects the general health and hygiene issues of a society. Public Health is primarily responsible to improve life expectancy all over the world.
- As the following charts will indicate, we present an abysmal scenario in this city.

CHART 2

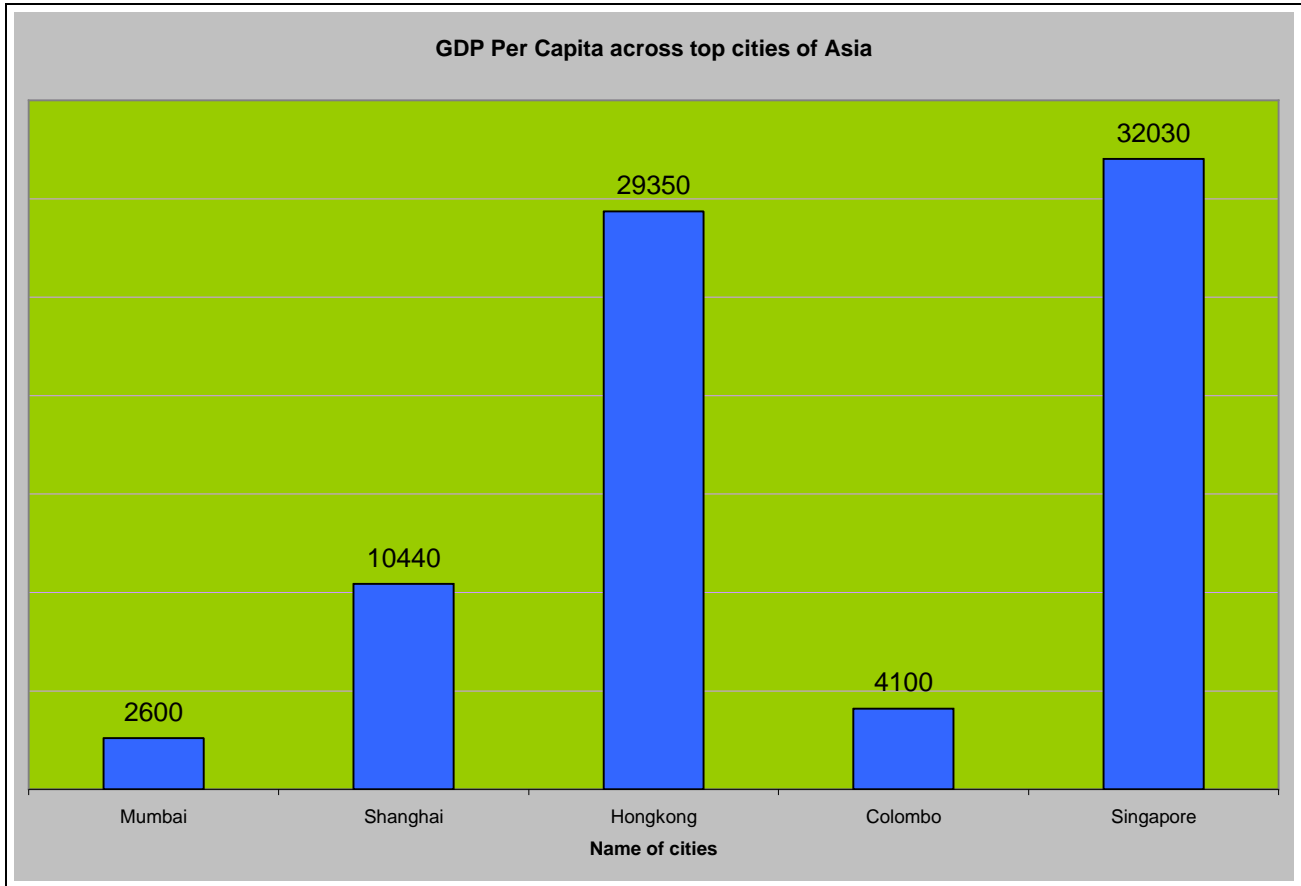
Literacy Rate of Mumbai compared to top cities of Asia.



Inference:

- Knowledge and education, as measured by the adult literacy rate and the combined primary, secondary, and tertiary gross enrollment ratio makes the literacy rate.
- As will be evident later, the percentage of drop-outs from our municipal schools is alarming

CHART 3
Per Capita GDP of Mumbai compared to top cities of Asia



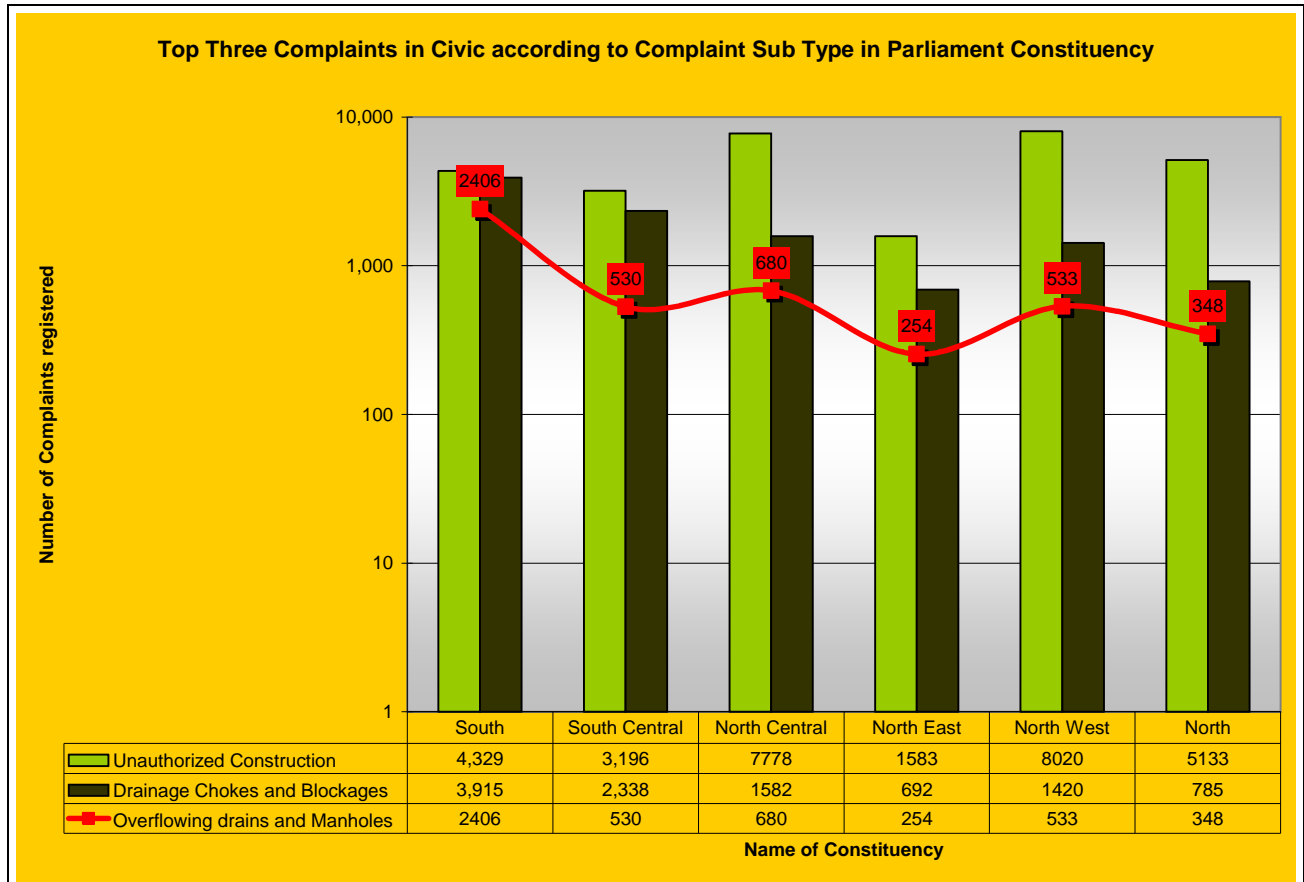
Inference:

- This is also termed as the Standard of living, as measured by the natural logarithm of gross domestic product per capita.
- Standard of living is generally measured by standards such as real (i.e. inflation adjusted) income per person and poverty rate. Other measures such as access and quality of health care, income growth inequality and educational standards are also used.
- It is the ease by which people living in a time or place are able to satisfy their wants.

CIVIC ISSUES ACROSS THE PARLIAMENTARY CONSTITUENCIES

CHART 4

Top three Complaints in Civic according to Complaint Subtype received by the Municipal Corporation of Greater Mumbai in each Parliamentary Constituency



Description:

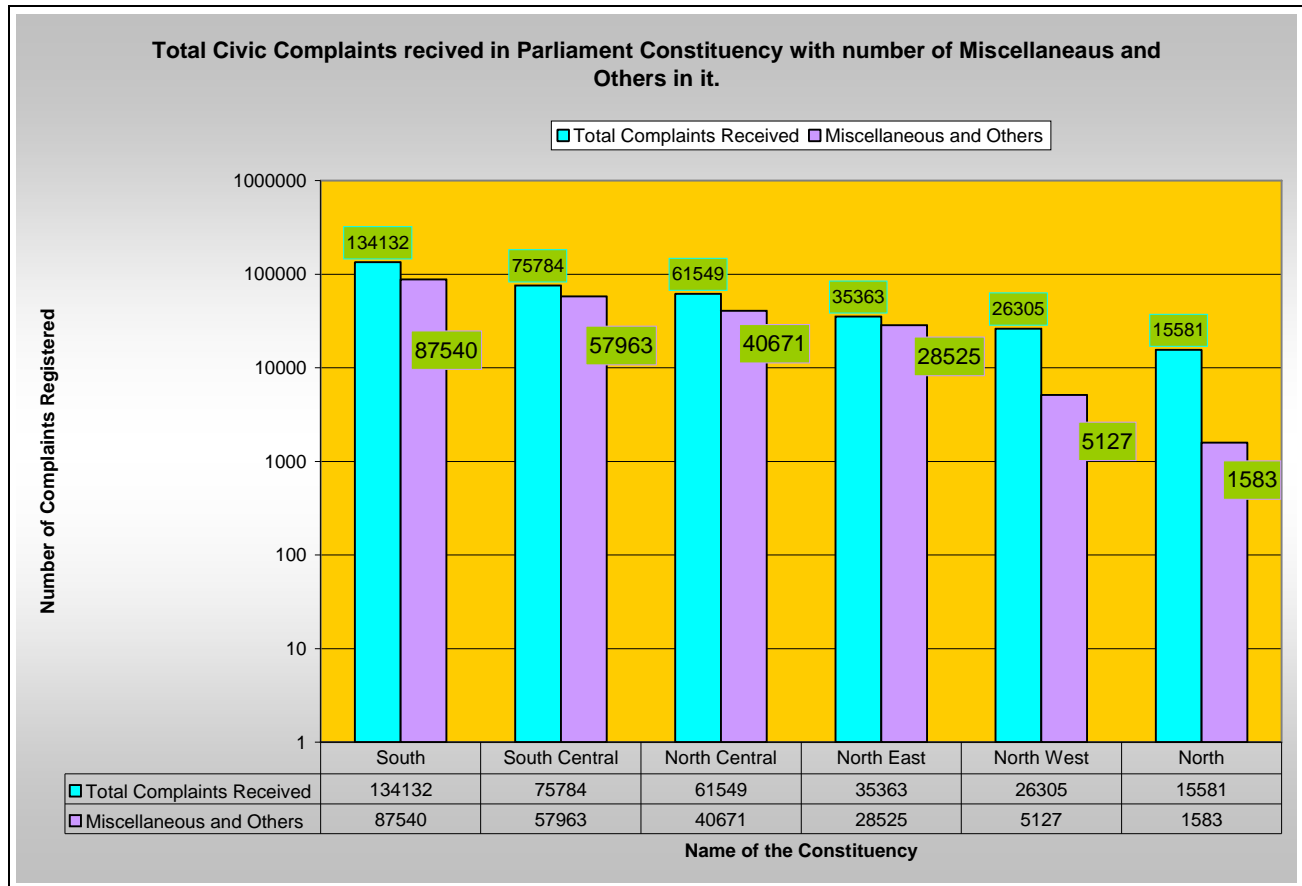
The graph shows top three complaint sub-types registered in each of the parliamentary constituencies in Mumbai. The top three sub-type complaints are: Unauthorized Construction, Drainage Chokes and Blockages, Overflowing Drains of Manholes.

Inference:

- (1) The graph depicts that the Unauthorized Construction continues to be the most important problem across all the constituencies in Mumbai. It reflects the present state of lack of clear policy on buildings and redevelopment of buildings in the city. There is an urgent need to tackle this issue by the Elected Representatives.
- (2) The high incidence of Chokes and Blockages in the drainage system also continues to be a significant problem along with the Overflowing of Drains. This clearly represents a problem of an old and dilapidated drainage system which begs for urgent attention of the Municipal Corporation.

CHART 5

Total Number of Civic Complaints received in Parliament Constituency with the number of miscellaneous complaints in it



Description:

The light blue section above presents the Total number of complaints received for Civic issues across the wards in Parliament Constituency. The (Purple) bar representing each constituency gives the total number of Complaints in Miscellaneous (Other/related).

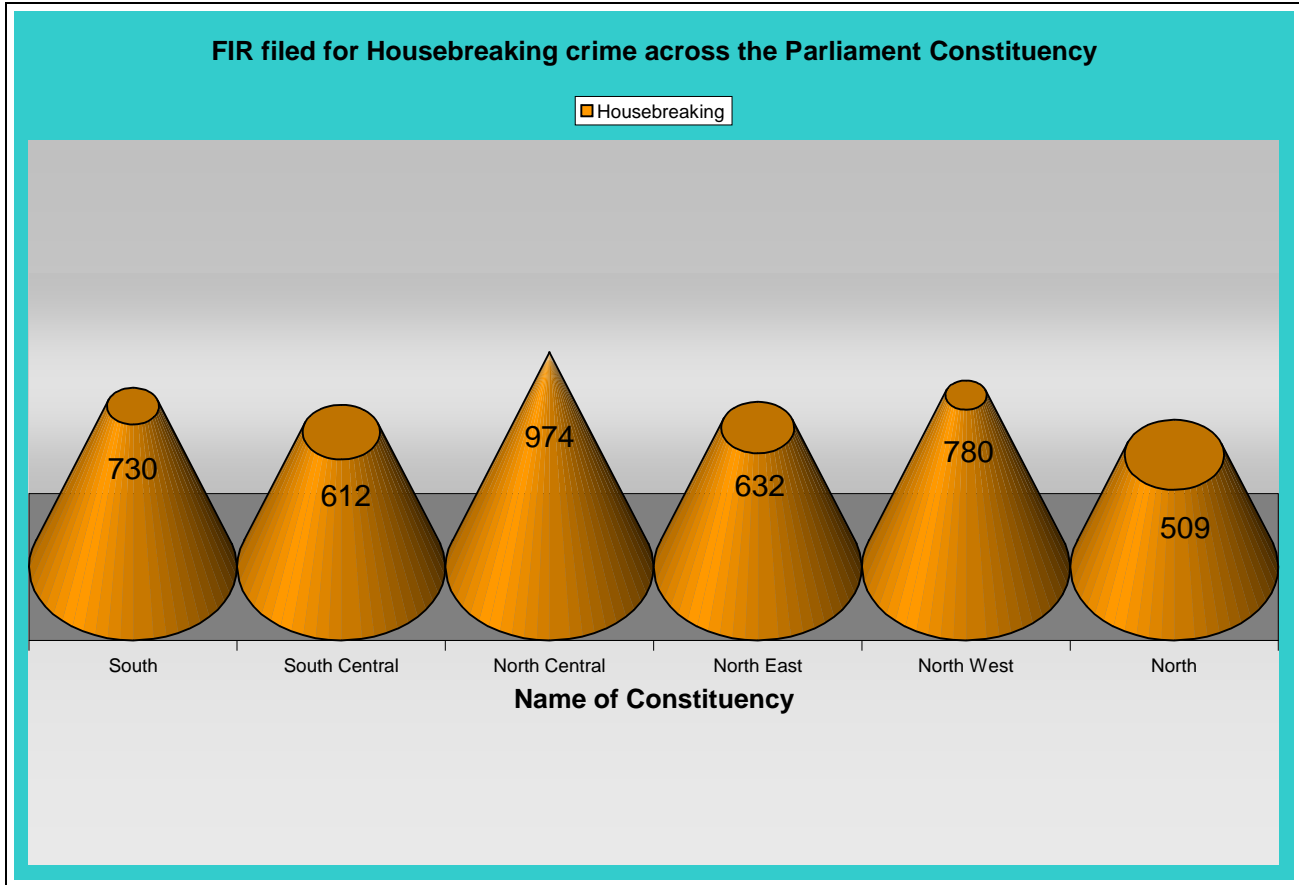
Inference:

Nearly 75% of all the complaints are marked as Miscellaneous and others by the MCGM. This clearly shows a collapse in the complaint recording system. When any large organisation like the MCGM cannot properly define the complaints it is clearly heading for a systems problem. It clearly shows that the MCGM is totally out of touch with the needs of the people.

CRIME: FIR REGISTERED ACROSS THE PARLIAMENT CONSTITUENCY.

CHART 6

The Number of FIR filed in Police Station for House breaking across Parliament Constituency



Description:

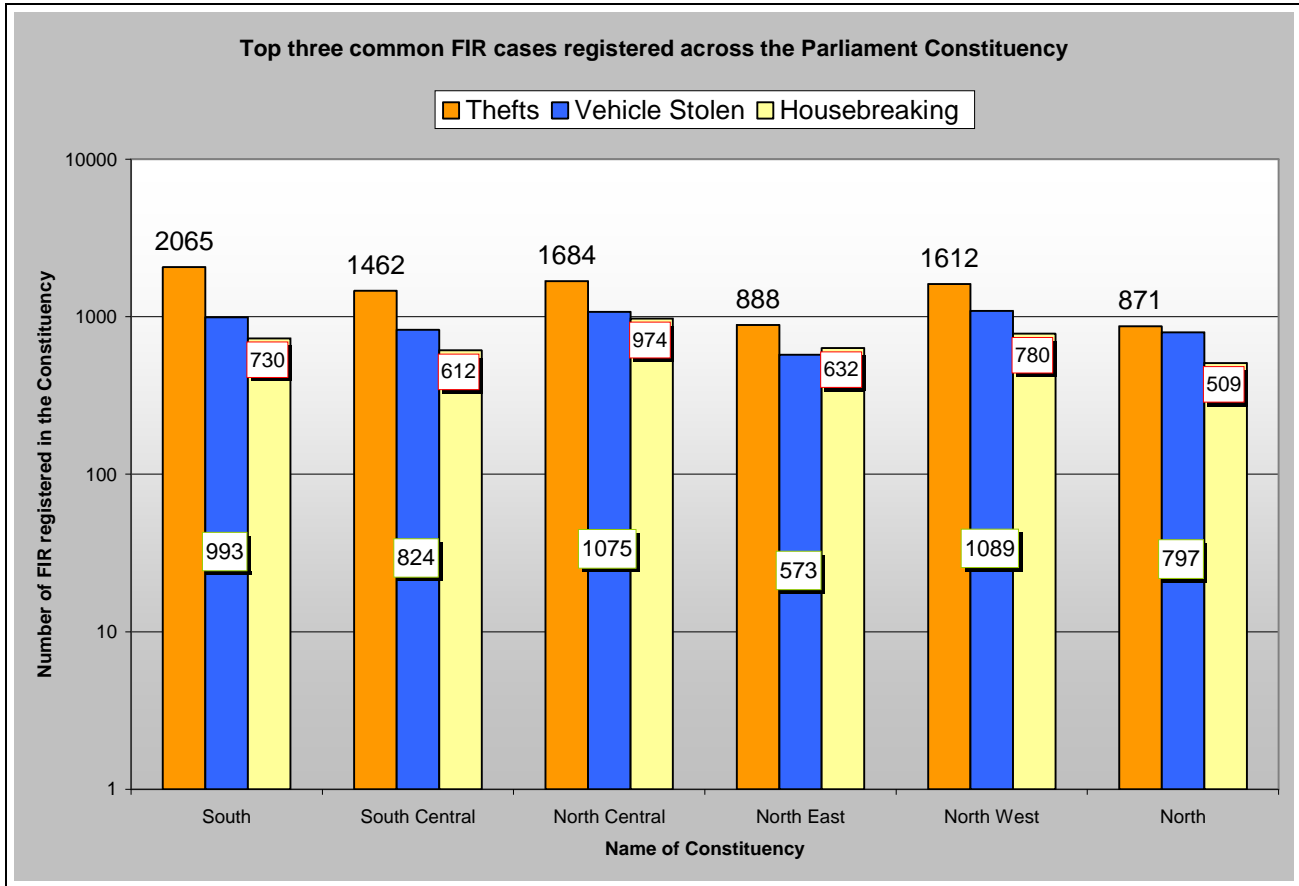
The above chart shows the details of FIRs registered from January 2008 to March 2009 under housebreakings in each Parliamentary constituency. For example in North Mumbai there are 974 housebreakings crime registered, this includes the house breaking in Day, Night and just house breaking where the time of crime cannot be defined.

Inference:

One of the key indicators of a developed city is how safe a citizen is in his own home. However, the above data indicates that we still can be subjected to robbery at any point in our own home.

CHART 7

The Top three Common FIR cases registered across the Parliament Constituency



Description:

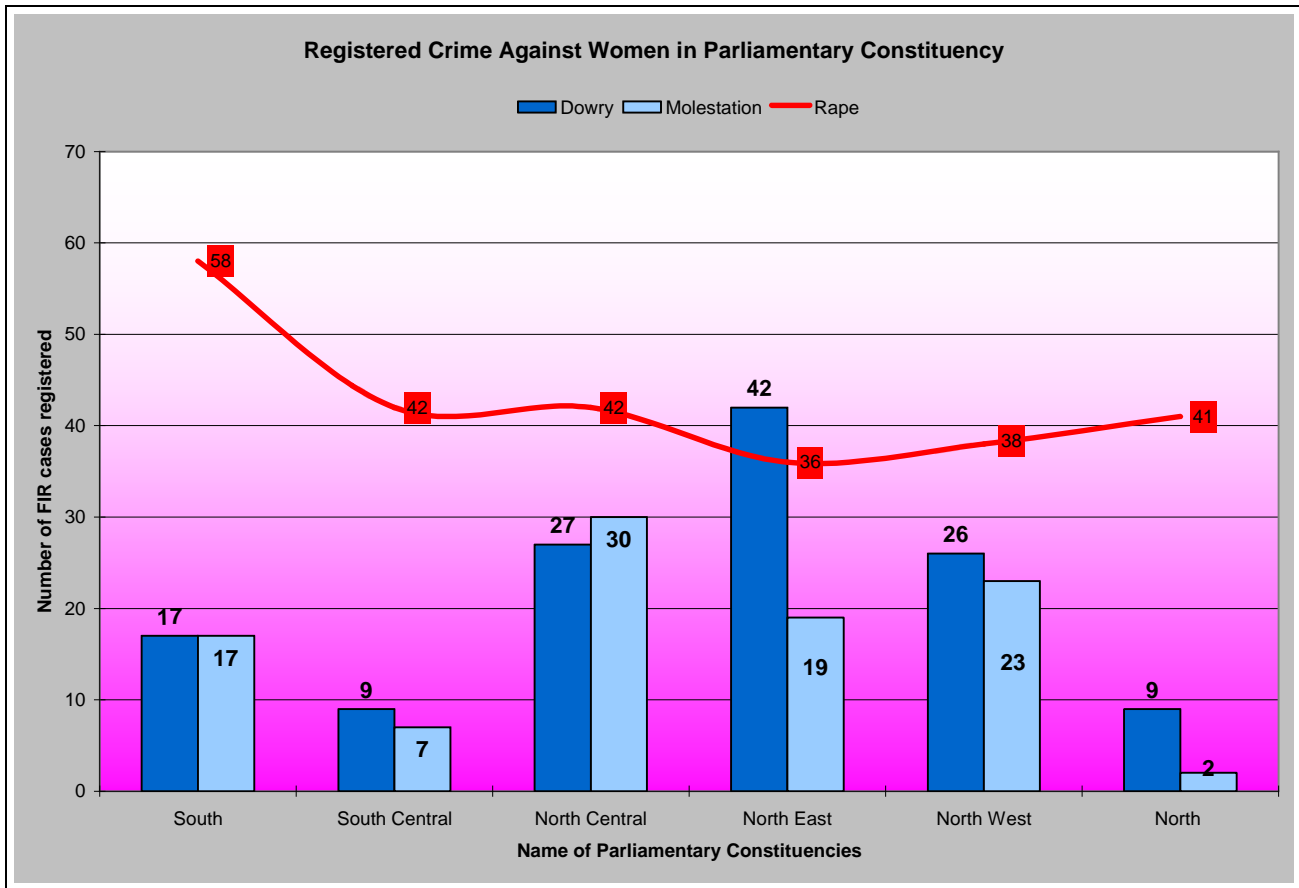
The above chart shows the details of FIRs registered from January 2008 to March 2009. The above graph shows the top three FIR registered in each of the Parliament Constituency in Mumbai. The three cross cutting crimes in each of the constituency are Thefts, Vehicle Stolen and House Breaking. The number of FIR is mentioned in the bars representing the type of Crime.

Inference:

The graph infers that the city is unsafe for the citizens not only inside the house but also outside, as there is uniformity in Vehicles Stolen and Housebreaking crimes.

CHART 8

Number of FIR registered for Dowry, Molestation and Rape across Parliament Constituency



Description:

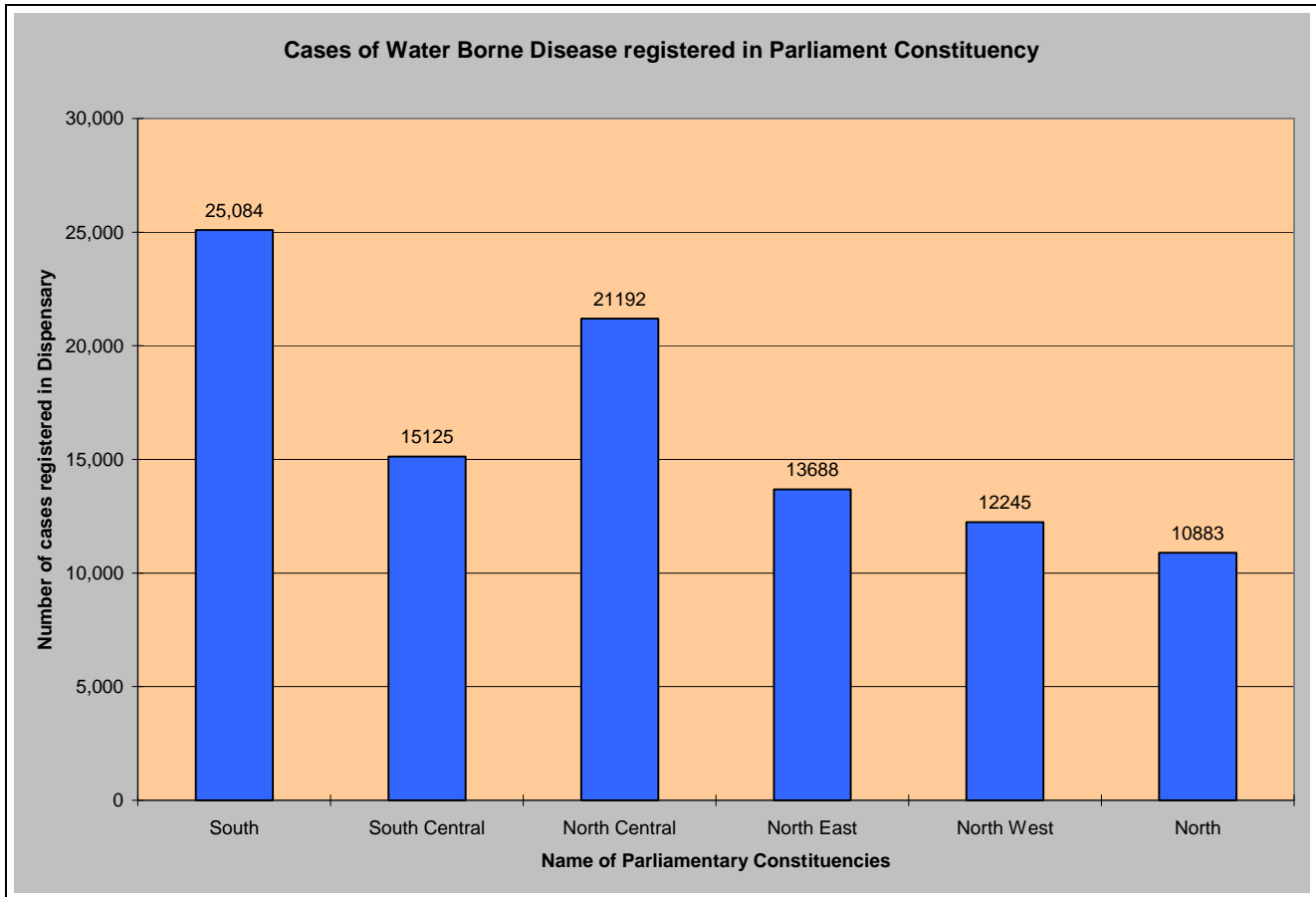
The above chart shows the number of FIRs registered in Police Station across the region categorized into MP Constituency for Dowry, Molestation and Rape from January 2008 to March 2009.

Inference:

The data reflects security issues for women in Mumbai across the MP constituencies. The recurrence of Rape is highest in South Mumbai among the constituencies, and Molestation of woman is the highest in North Central parliamentary Constituency.

CHART 9

The number of cases diagnosed in Dispensaries for Typhoid, Hepatitis A & E, Leptospirosis and Diarrhoea



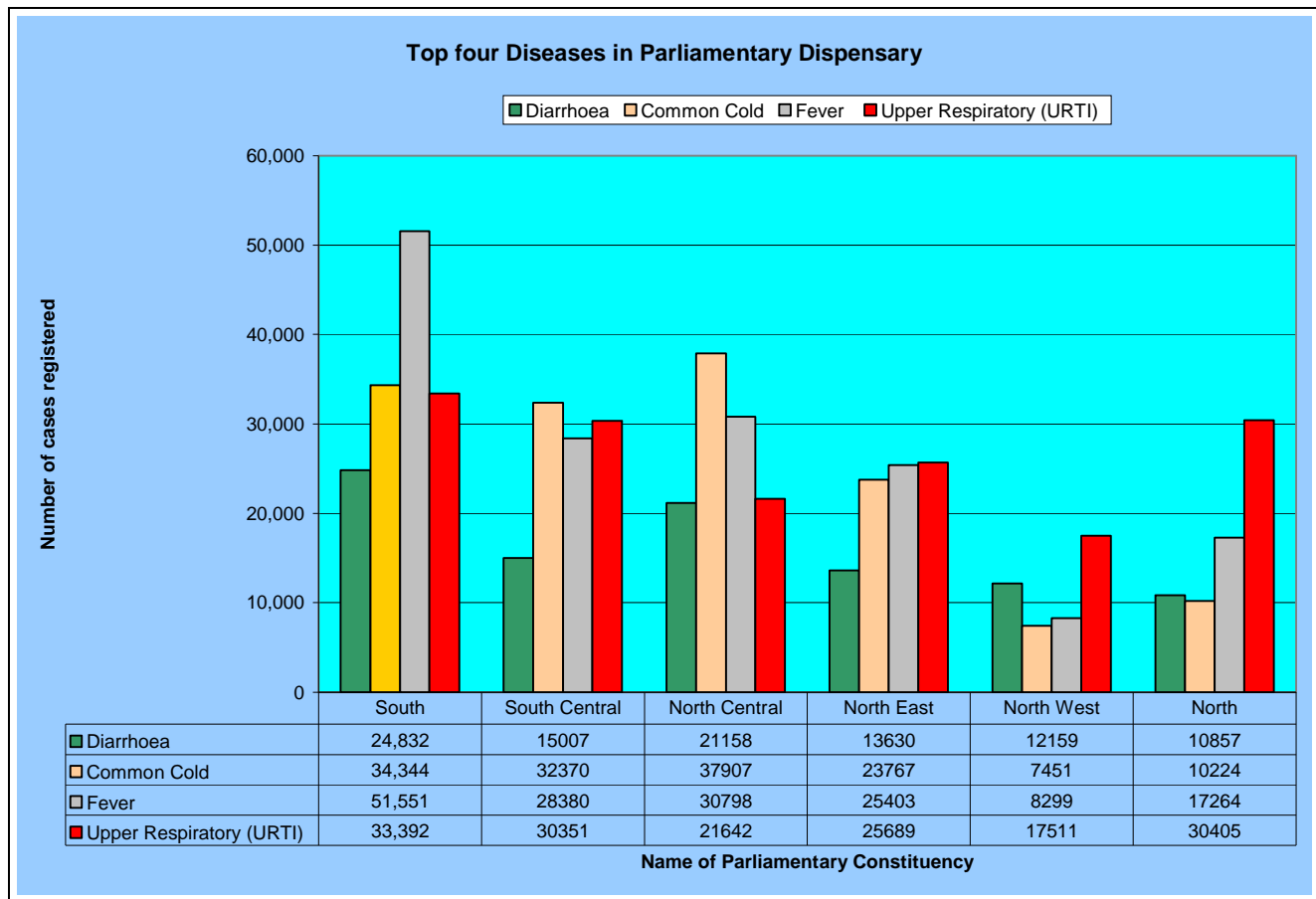
Description: The data in the above chart is a collation of number of cases registered in Dispensary for Typhoid, Hepatitis A & E, Leptospirosis and Diarrhoea.

Inference:

The high incidents of such ailments directly reflects on the Quantity of water, Quality of water, access to water and awareness of good personal and public hygiene. This is an issue which needs to be tackled at multiple levels and departments. If so done, it will show a dramatic improvement in the health of the citizens of this city.

CHART 10

The Top Disease diagnosed in Dispensaries across Parliament Constituency

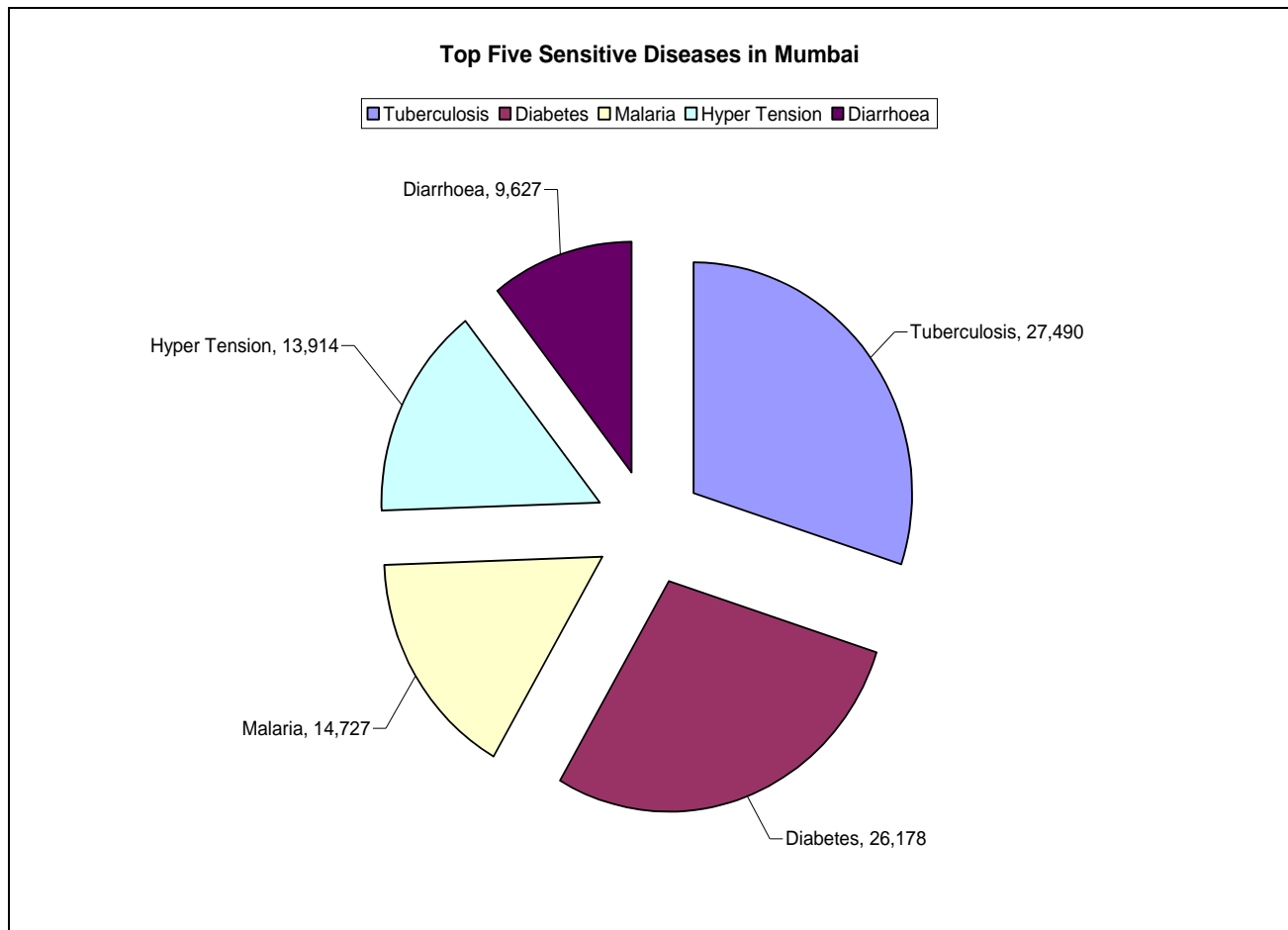


Description: The chart shows number of cases registered in Dispensary across the wards in all the MP Constituencies. The data picks four number of cases of the main diseases registered namely Diarrhoea, Common Cold, Upper Respiratory infection and Fever.

Inference: The number of cases registered under each disease head, has a large implication on the health of the city. For example the number of Diarrhoea cases reflects the water quality of MCGM and also shows the awareness levels. The number of Common Cold issues registered reflects that, at any point a number of citizens in a Parliamentary constituency are subject to flu and viral of different kinds. Mumbai has been slated as one of the highest polluted city and the data in the upper respiratory infection shows the number of people suffering from the infection.

CHART 11

Top five Sensitive disease cases registered in MCGM and State Hospitals across Parliament Constituency



Description:

The above graph gives the highest occurring sensitive diseases in MCGM and State Hospitals across Mumbai. The sensitive diseases are put together to highlight cases of Malaria, Diabetes, Hyper Tension, Tuberculosis and Diarrhoea.

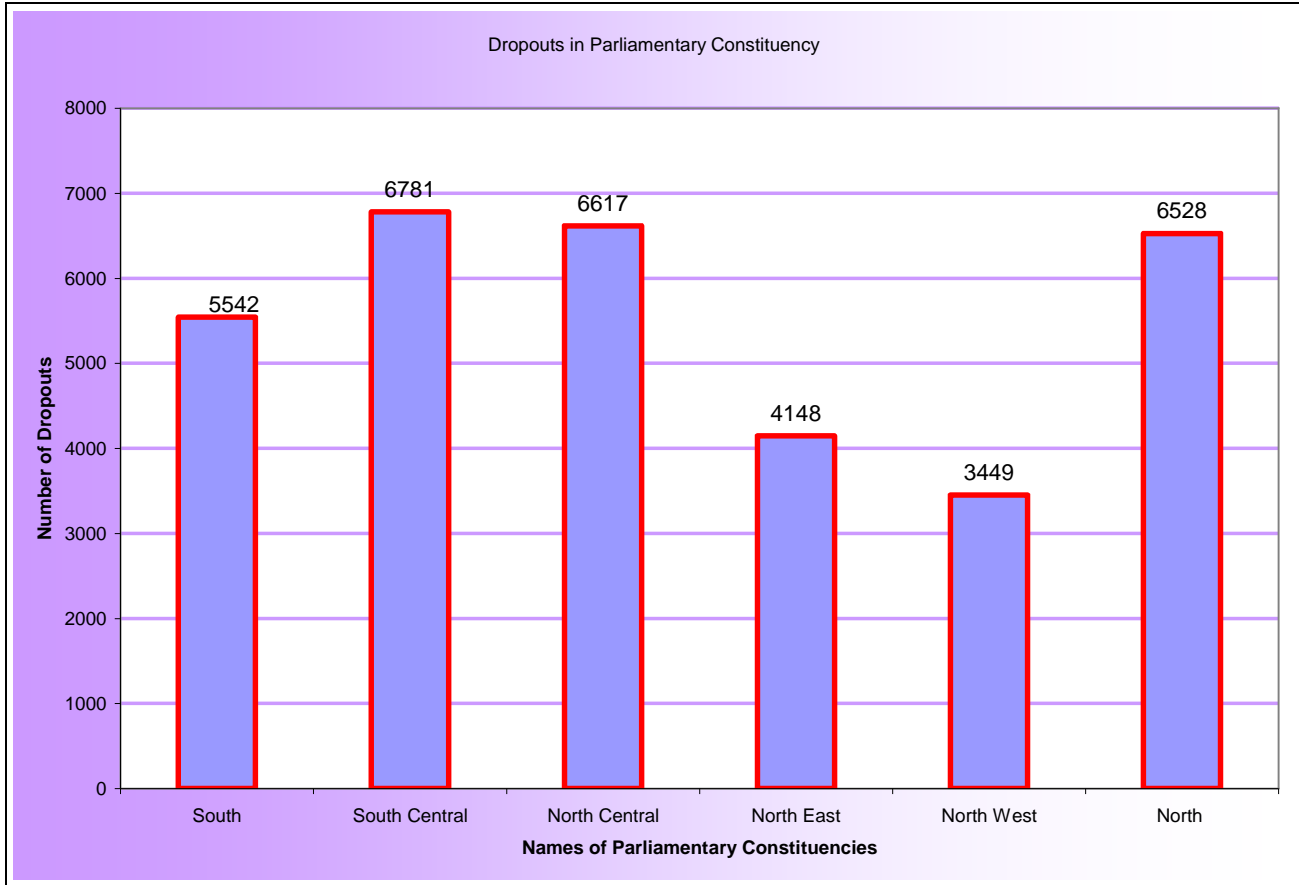
Inference:

The second highest number of cases registered in the sensitive disease list, is Malaria and it has a direct connection with the Civic issues of Mumbai like over flowing drainages, manholes and storm water. Stagnant water and overflowing water is a breeding ground for mosquitoes. Tuberculosis is the most registered disease across the city. It is followed by lifestyle diseases such as diabetes and hypertension.

DROPOUTS OF STUDENTS IN BMC SCHOOLS ACROSS THE PARLIAMENTARY CONSTITUENCIES

CHART 12

Number of Dropouts students in across Mumbai in Parliament Constituency in the year 2008



Description: The above data shows the number of dropout students in MCGM schools across the six MP constituencies in Mumbai. The data provides information for the year 2008.

Inference: One of the key indicators of a city claiming global standards is to impart good quality education. To have a large number of dropouts across the city is a matter of concern and requires attention of the elected representatives on improving the education system in the city.